



**CHALMERS**  
UNIVERSITY OF TECHNOLOGY

## **Probing the $Z = 6$ spin-orbit shell gap with (p,2p) quasi-free scattering reactions**

Downloaded from: <https://research.chalmers.se>, 2025-03-19 20:22 UTC

Citation for the original published paper (version of record):

Syndikus, I., Petri, M., Macchiavelli, A. et al (2020). Probing the  $Z = 6$  spin-orbit shell gap with (p,2p) quasi-free scattering reactions. *Physics Letters, Section B: Nuclear, Elementary Particle and High-Energy Physics*, 809. <http://dx.doi.org/10.1016/j.physletb.2020.135748>

N.B. When citing this work, cite the original published paper.



## Probing the $Z = 6$ spin-orbit shell gap with $(p,2p)$ quasi-free scattering reactions

I. Syndikus<sup>a,b</sup>, M. Petri<sup>c,\*</sup>, A.O. Macchiavelli<sup>d</sup>, S. Paschalis<sup>c</sup>, C.A. Bertulani<sup>e</sup>, T. Aumann<sup>a,b</sup>, H. Alvarez-Pol<sup>f</sup>, L. Atar<sup>a</sup>, S. Beceiro-Novo<sup>f,g</sup>, J. Benlliure<sup>f</sup>, J.M. Boillos<sup>f</sup>, K. Boretzky<sup>b</sup>, M.J.G. Borge<sup>h</sup>, B.A. Brown<sup>g,i</sup>, M. Caamaño<sup>f</sup>, C. Caesar<sup>a,b</sup>, E. Casarejos<sup>l</sup>, W. Catford<sup>m</sup>, J. Cederkall<sup>j</sup>, S. Chakraborty<sup>ak</sup>, L.V. Chulkov<sup>n</sup>, D. Cortina-Gil<sup>f</sup>, E. Cravo<sup>p</sup>, R. Crespo<sup>q</sup>, U. Datta Pramanik<sup>ak</sup>, I. Dillmann<sup>b,r</sup>, P. Díaz Fernández<sup>f,s</sup>, Z. Elekes<sup>t</sup>, J. Enders<sup>a</sup>, F. Farinon<sup>b</sup>, L.M. Fraile<sup>v</sup>, D. Galaviz<sup>w</sup>, H. Geissel<sup>b</sup>, R. Gernhäuser<sup>x</sup>, P. Golubev<sup>j</sup>, K. Göbel<sup>y</sup>, M. Heil<sup>b</sup>, M. Heine<sup>z</sup>, A. Heinz<sup>s</sup>, A. Henriques<sup>w</sup>, M. Holl<sup>a</sup>, H.T. Johansson<sup>s</sup>, B. Jonson<sup>s</sup>, N. Kalantar-Nayestanaki<sup>ab</sup>, R. Kanungo<sup>ac,ad</sup>, A. Kelic-Heil<sup>b</sup>, T. Kröll<sup>a</sup>, N. Kurz<sup>b</sup>, C. Langer<sup>y</sup>, T. Le Bleis<sup>x</sup>, J. Machado<sup>aa</sup>, J. Marganec-Gałązka<sup>a,b,ae</sup>, E. Nacher<sup>h</sup>, T. Nilsson<sup>s</sup>, C. Nociforo<sup>b</sup>, V. Panin<sup>a</sup>, A. Perea<sup>h</sup>, S.B. Pietri<sup>b</sup>, R. Plag<sup>b</sup>, A. Rahaman<sup>ak</sup>, R. Reifarh<sup>y</sup>, A. Revel<sup>i</sup>, G. Ribeiro<sup>h</sup>, C. Rigollet<sup>ab</sup>, D.M. Rossi<sup>a,b</sup>, D. Savran<sup>b</sup>, H. Scheit<sup>a</sup>, H. Simon<sup>b</sup>, O. Sorlin<sup>ag</sup>, O. Tengblad<sup>h</sup>, Y. Togano<sup>ah</sup>, M. Vandebrouck<sup>ag</sup>, V. Volkov<sup>a,n,o</sup>, F. Wamers<sup>a,b</sup>, C. Wheldon<sup>aj</sup>, G.L. Wilson<sup>m</sup>, J.S. Winfield<sup>b</sup>, H. Weick<sup>b</sup>, P. Woods<sup>u</sup>, D. Yakorev<sup>k</sup>, M. Zhukov<sup>s</sup>, A. Zilges<sup>ai</sup>, K. Zuber<sup>af</sup>, for the R<sup>3</sup>B Collaboration

<sup>a</sup> Institut für Kernphysik, Technische Universität Darmstadt, Darmstadt, Germany

<sup>b</sup> GSI Helmholtzzentrum für Schwerionenforschung, Darmstadt, Germany

<sup>c</sup> Department of Physics, University of York, York, United Kingdom

<sup>d</sup> Nuclear Science Division, Lawrence Berkeley National Laboratory, Berkeley, USA

<sup>e</sup> Texas A&M University-Commerce, Commerce, USA

<sup>f</sup> IGFAE, Universidade de Santiago de Compostela, Santiago de Compostela, Spain

<sup>g</sup> Department of Physics and Astronomy, Michigan State University, East Lansing, USA

<sup>h</sup> Instituto de Estructura de la Materia, CSIC, Madrid, Spain

<sup>i</sup> National Superconducting Cyclotron Laboratory, Michigan State University, East Lansing, USA

<sup>j</sup> Department of Physics, Lund University, Lund, Sweden

<sup>k</sup> Helmholtz-Zentrum Dresden-Rossendorf, Institute of Radiation Physics, Dresden, Germany

<sup>l</sup> Universidad de Vigo, Vigo, Spain

<sup>m</sup> Department of Physics, University of Surrey, Surrey, United Kingdom

<sup>n</sup> National Research Centre "Kurchatov Institute", Moscow, Russia

<sup>o</sup> NRC "Kurchatov Institute" - ITEP, Moscow, Russia

<sup>p</sup> Faculdade de Ciências, Universidade de Lisboa, 1749-016 Lisboa, Portugal

<sup>q</sup> Instituto Superior Técnico, University of Lisbon, Lisboa, Portugal

<sup>r</sup> Justus-Liebig-Universität Gießen, Gießen, Germany

<sup>s</sup> Institutionen för Fysik, Chalmers Tekniska Högskola, Göteborg, Sweden

<sup>t</sup> ATOMKI Debrecen, Bem tér 18/c, Debrecen, Hungary

<sup>u</sup> School of Physics and Astronomy, University of Edinburgh, Edinburgh, United Kingdom

<sup>v</sup> Grupo de Física Nuclear & IPARCOS, Universidad Complutense de Madrid, Madrid, Spain

<sup>w</sup> LIP Lisbon, Laboratory for Instrumentation and Experimental Particle Physics, 1469-003 Lisbon, Portugal

<sup>x</sup> Physik Department, Technische Universität München, Garching, Germany

<sup>y</sup> Johann Wolfgang Goethe-Universität Frankfurt, Frankfurt am Main, Germany

<sup>z</sup> IPHC, Strasbourg, France

<sup>aa</sup> Nuclear Physics Center, University of Lisbon, 1649-003 Lisboa, Portugal

<sup>ab</sup> KVI-CART, University of Groningen, Groningen, Netherlands

<sup>ac</sup> Saint Mary's University, Halifax, Nova Scotia, Canada

<sup>ad</sup> TRIUMF, Vancouver, British Columbia, Canada

<sup>ae</sup> Extreme Matter Institute, GSI Helmholtzzentrum für Schwerionenforschung, Darmstadt, Germany

<sup>af</sup> Technische Universität Dresden, Institut für Kern- und Teilchenphysik, Dresden, Germany

\* Corresponding author.

E-mail address: [marina.petri@york.ac.uk](mailto:marina.petri@york.ac.uk) (M. Petri).

<sup>ag</sup> Grand Accélérateur National d'Ions Lourds (GANIL), CEA/DSM-CNRS/IN2P3, Bvd Henri Becquerel, 14076 Caen, France

<sup>ah</sup> RIKEN, Nishina Center for Accelerator-Based Science, Wako, Saitama, Japan

<sup>ai</sup> Institut für Kernphysik, Universität zu Köln, Köln, Germany

<sup>aj</sup> School of Physics and Astronomy, University of Birmingham, Birmingham, United Kingdom

<sup>ak</sup> Saha Institute of Nuclear Physics, 1/AF Bidhan Nagar, Kolkata-700064, India

## ARTICLE INFO

### Article history:

Received 15 February 2020

Received in revised form 17 August 2020

Accepted 27 August 2020

Available online 1 September 2020

Editor: B. Blank

### Keywords:

Quasi-free scattering reactions

Magic numbers

Spin-orbit splitting

Tensor force

Shell evolution

Exotic nuclei

## ABSTRACT

The evolution of the traditional nuclear magic numbers away from the valley of stability is an active field of research. Experimental efforts focus on providing key spectroscopic information that will shed light into the structure of exotic nuclei and understanding the driving mechanism behind the shell evolution. In this work, we investigate the  $Z = 6$  spin-orbit shell gap towards the neutron dripline. To do so, we employed  ${}^A\text{N}(p,2p){}^{A-1}\text{C}$  quasi-free scattering reactions to measure the proton component of the  $2_1^+$  state of  ${}^{16,18,20}\text{C}$ . The experimental findings support the notion of a moderate reduction of the proton  $1p_{1/2} - 1p_{3/2}$  spin-orbit splitting, at variance to recent claims for a prevalent  $Z = 6$  magic number towards the neutron dripline.

© 2020 The Authors. Published by Elsevier B.V. This is an open access article under the CC BY license (<http://creativecommons.org/licenses/by/4.0/>). Funded by SCOAP<sup>3</sup>.

## 1. Introduction

The emergence of nuclear magic numbers within a shell-model description of atomic nuclei has been the paradigm of our understanding of nuclear structure. The theoretical interpretation of these special numbers followed from the inclusion of a strong spin-orbit force in the nuclear mean-field potential [1–3]. However, due to the isospin dependence of the nucleon-nucleon (NN) residual interaction, the magic numbers that emerge near the stability line are not necessarily the same for exotic nuclei, which have large neutron-proton asymmetry, see e.g. Ref. [4] and references therein.

The first spin-orbit shell gap originates from the splitting of the  $1p_{1/2} - 1p_{3/2}$  orbits and the  $Z = 6$  carbon isotopes provide an excellent case to study the changes in the proton spin-orbit splitting from stability to the dripline. This case is particularly interesting since it is anticipated that a quenching of the splitting will occur due to effects of the tensor and two-body spin-orbit forces acting on the  $1p$  protons when neutrons are added in the  $d_{5/2}$  and  $s_{1/2}$  orbits. Indeed, in our earlier work [5] we have attributed the observed increase in the  $B(E2; 2_1^+ \rightarrow 0_1^+)$  values from  ${}^{16}\text{C}$  to  ${}^{20}\text{C}$ , as a manifestation of increased in-shell proton excitations ( $p_{1/2}^{-1}p_{3/2}^{-1}$ ), due to a weakening of the  $1p_{1/2} - 1p_{3/2}$  spin-orbit splitting at  $Z = 6$  towards the dripline. It is worth pointing out a similar effect has been discussed in Ref. [6] for the case of the  $2p_{1/2} - 2p_{3/2}$  splitting in the yttrium isotopes.

Following on from Refs. [5,7,8], we report in this Letter the results of an experiment designed to study the proton component of the  $2_1^+$  state in  ${}^{16,18,20}\text{C}$  using Quasi-Free Scattering (QFS)  $(p,2p)$  reactions on  ${}^{17,19,21}\text{N}$ . As described in more detail in Section 4, the proton component ( $p_{1/2}^{-1}p_{3/2}^{-1}$ ) in the carbon isotopic chain can be uniquely accessed through  $(p,2p)$  reactions; the population of the  $2_1^+$  state is expected to proceed only through this component since the  $\pi 1p_{1/2}$  coupled to the  $2_1^+$  state in the carbon isotopes cannot contribute to the  $1/2^-$  ground state of the nitrogen isotopes. Our results show an increase in the proton component, and signals a quenching of the  $Z = 6$   $1p_{1/2} - 1p_{3/2}$  gap towards the dripline, casting doubt on the strong statement given by the authors of Ref. [9], who conclude that the  $Z = 6$  spin-orbit originated magic number is prevalent up to  ${}^{20}\text{C}$ .

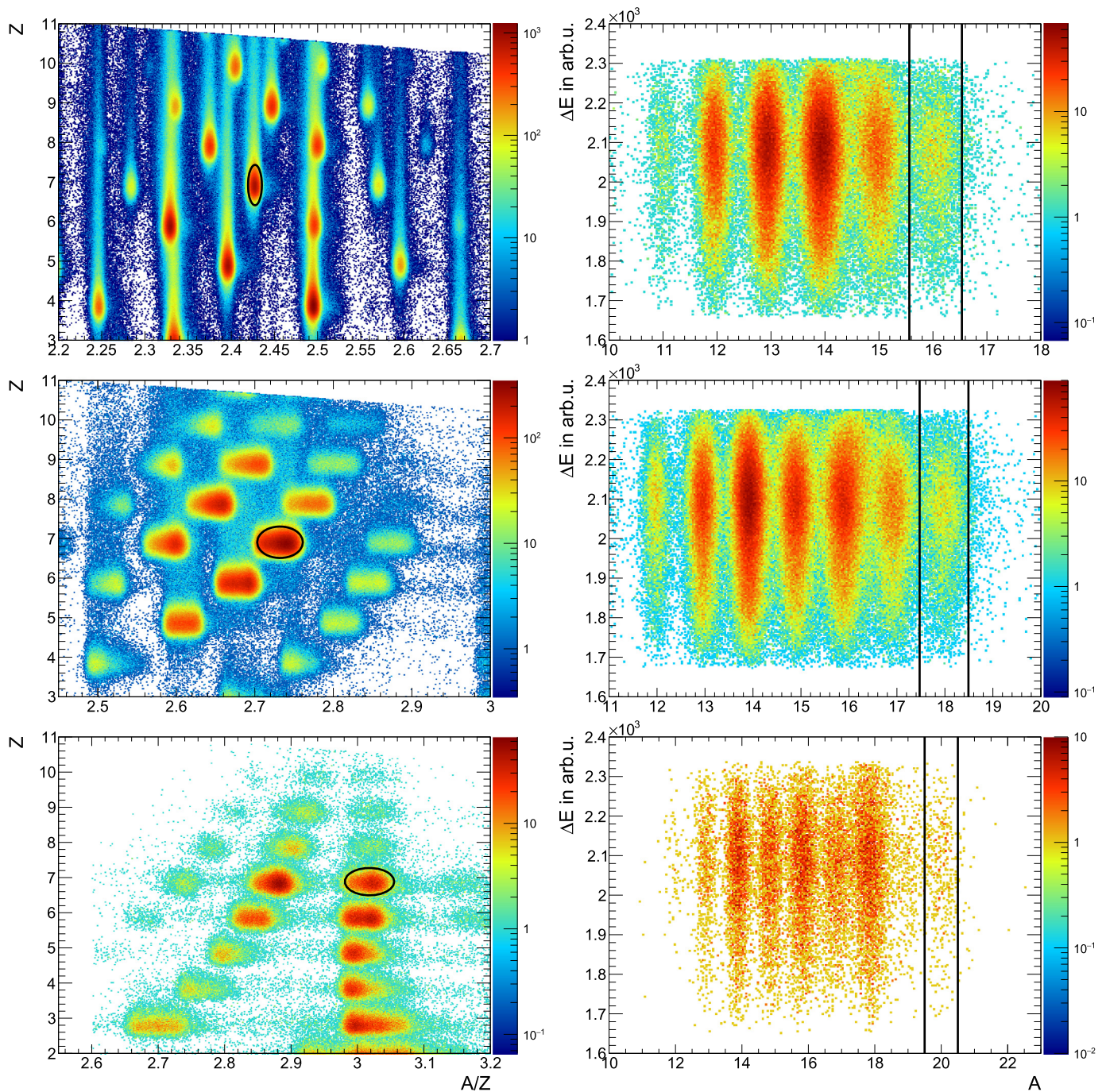
## 2. Experimental details

The experiment was performed at GSI Helmholtzzentrum für Schwerionenforschung using the  $\text{R}^3\text{B}/\text{LAND}$  setup [10]. A primary beam of  ${}^{40}\text{Ar}$  was used to bombard a  $4 \text{ g/cm}^2$  Be production target with an energy of 490 MeV/nucleon. The products were selected by the fragment separator FRS [11] according to their  $B\rho$  and delivered to the  $\text{R}^3\text{B}/\text{LAND}$  setup.

The  $\text{R}^3\text{B}/\text{LAND}$  setup enables a kinematically complete measurement of QFS  $(p,2p)$  reactions in inverse kinematics. The incoming isotopes are fully stripped and identified on an event-by-event basis via energy-loss, time-of-flight and position measurements. The outgoing heavy charged fragments are bent by the dipole magnet ALADIN towards the fragment arm and their  $A/Z$  ratio is determined by their trajectory through the magnetic field. As an example the particle-identification (PID) plots for all incoming isotopes and outgoing (only  $Z = 6$ ) fragments together with the applied software gates are shown in Fig. 1. The protons from the QFS reactions and  $\gamma$  rays from the decay of excited states are detected by the Crystal Ball (XB) detector array [12] surrounding the target area. More details on the experimental setup can be found in Refs. [13–17].

For this work, we study  $(p,2p)$  reactions from  ${}^{17,19,21}\text{N}$  to  ${}^{16,18,20}\text{C}$ , respectively. To emulate reactions on a pure proton target, data were taken for both  $\text{CH}_2$  and C targets. The contribution from the protons in the  $\text{CH}_2$  target is then reconstructed by subtracting the contribution from the C target. In addition, a measurement without target (empty target) was performed to estimate the contribution from the in-beam detectors to the reaction of interest. The target properties as well as the energy of the incoming isotopes are listed in Table 1. With a gate on the incoming  ${}^A\text{N}$  and the outgoing  ${}^{A-1}\text{C}$  isotopes, the reactions of interest are selected. In addition to the fragment selection, the identification of the  $(p,2p)$  QFS reactions is performed by gating on the two outgoing protons with XB. A next-neighbor addback around the proton hit is applied in the data analysis to remove contamination from the proton hits into the  $\gamma$ -ray spectra. The distribution of the protons in the laboratory frame, shown in Fig. 2, manifests the characteristics of the QFS reactions.

For the identification of the bound excited states in the carbon isotopes, the emitted  $\gamma$  rays are detected with XB. To reduce the



**Fig. 1.** Incoming (all  $Z$ ) (left) and outgoing ( $Z = 6$ ) (right) PID plots for the reaction  $^{17}\text{N}(p,2p)^{16}\text{C}$  (first row),  $^{19}\text{N}(p,2p)^{18}\text{C}$  (second row), and  $^{21}\text{N}(p,2p)^{20}\text{C}$  (third row) using a  $\text{CH}_2$  reaction target. The gates on the isotopes of interest are marked with an ellipsoid (incoming PID plots) and two straight lines (outgoing PID plots).

Compton background, the crystals in which some energy was deposited are sorted into clusters. A cluster is built by taking the highest energy entry and adding the energy of all neighboring crystals (next-neighbor addback). Each cluster then corresponds to a single  $\gamma$  ray. Afterwards, its energy is Doppler corrected taking into account the position of the cluster center.

### 3. Results

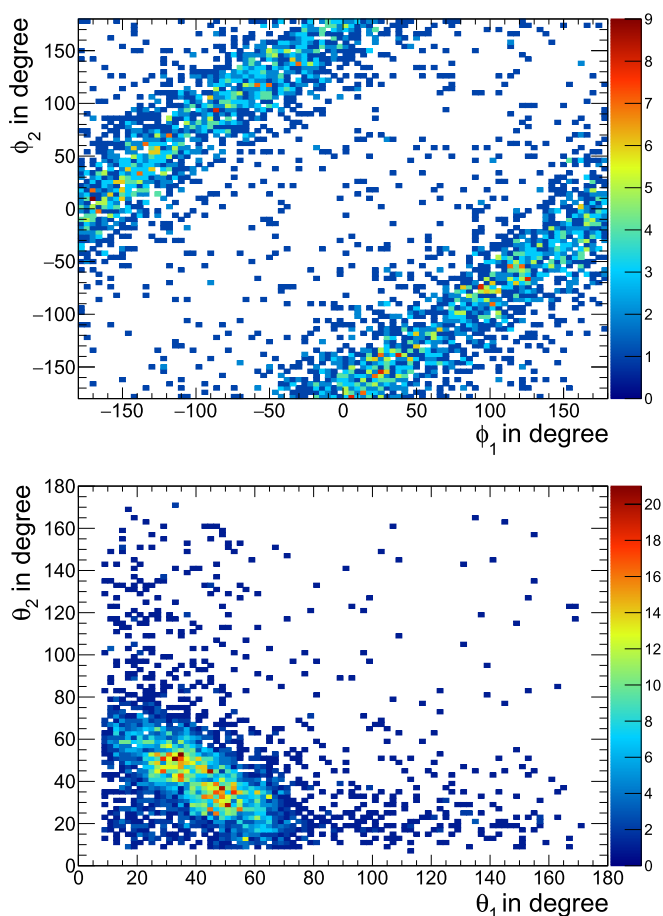
To obtain inclusive and exclusive cross sections in the  $^{17,19,21}\text{N}(p,2p)^{16,18,20}\text{C}$  reactions, one needs to know the  $\gamma$ -ray and proton efficiencies of XB. These are determined with simulations, using the R3BRoot framework [18] and the Geant4 v10.2.1 trans-

**Table 1**

Incoming beam and target properties.

Beam	Energy [MeV/nucleon]	Total # of ions	Target	Thickness [g/cm <sup>2</sup> ]
$^{17}\text{N}$	438	$3.533 \times 10^7$	$\text{CH}_2$	0.458
		$1.131 \times 10^7$	C	0.558
$^{19}\text{N}$	430	$2.534 \times 10^7$	$\text{CH}_2$	0.922
		$1.034 \times 10^7$	C	0.935
$^{21}\text{N}$	422	$1.693 \times 10^6$	$\text{CH}_2$	0.922
		$5.127 \times 10^5$	C	0.935

port engine [19]. The  $\gamma$ -ray photopeak efficiency of XB was simulated and compared with available source measurements ( $^{60}\text{Co}$ ). In



**Fig. 2.** Angular correlations of the two quasi-free scattered protons on the  $\text{CH}_2$  target for the  $^{19}\text{N}(p,2p)^{18}\text{C}$  reaction. In the laboratory frame, the azimuthal angles  $\phi$  (top) show the expected back-to-back nearly co-planar scattering, while the polar angles  $\theta$  (bottom) indicate that protons scatter with  $\Delta\theta \approx 80^\circ$ , as expected for the QFS reactions at these energies.

addition, detailed studies have been performed [16] to check the validity of these simulations with respect to the detection of both neutrons and protons.

For the production of the particles of interest in the simulation, namely the outgoing fragment and the two protons from the QFS reaction, an external event generator is used. The event generator is based on a pure kinematical description of the reaction process assuming an isotropic center-of-mass collision [20]. The simulation of 100,000 events leads to a two-proton efficiency of  $\epsilon_{2p} = 57.4(3)\%$ ,  $56.2(3)\%$  and  $55.4(3)\%$  for the  $^{17}\text{N}(p,2p)^{16}\text{C}$ ,  $^{19}\text{N}(p,2p)^{18}\text{C}$  and  $^{21}\text{N}(p,2p)^{20}\text{C}$  reactions, respectively. The decrease in  $\epsilon_{2p}$  is due to the decrease in the energy of the incoming nitrogen isotopes from  $^{17}\text{N}$  to  $^{21}\text{N}$ .

In addition, the simulations are used to extract the contributions from the bound excited states to the  $\gamma$ -ray spectra. The same event generator as for the proton efficiency is used, with the relevant  $\gamma$  rays from the de-excitation added to the fragment and the two protons. Each decay channel is simulated separately to take side-feeding of the lower-lying state into account.

For the  $^{17}\text{N}(p,2p)^{16}\text{C}$  reaction, the level scheme of  $^{16}\text{C}$  shown in Fig. 3 is considered, as observed in [8] following a proton-removal reaction. A small contribution from the direct decay of the second  $2^+$  could remain undetected, however, this direct decay has been constrained to a branching ratio of less than 8.8% in [8], and therefore the error induced by omitting this is negligible.

For the  $^{19}\text{N}(p,2p)^{18}\text{C}$  reaction, the level scheme of  $^{18}\text{C}$  as shown in Fig. 3 is considered. Since the direct decay of the  $2_2^+$  state to  $0^+$

ground state is simulated separately from the decay via the  $2_1^+$  state, the branching ratio can be extracted by comparing the contributions from the two decay paths from the fit shown in Fig. 3. The branching ratio of the direct decay is 22(8)%, while the one of the cascade is 78(8)%. This is in good agreement with the value determined in one-proton removal reactions [21]. The calorimetric spectrum shows a possible peak at 4 MeV, which would be in line with a level observed by Stanoiu et al. [22] in a multi-fragmentation reaction and Kondo et al. [23] following a neutron-removal reaction (with a large spectroscopic factor, suggesting that this state is dominated by a neutron configuration). However, in this work, we are looking into the very selective proton-removal channel, and therefore not all states known for  $^{18}\text{C}$  are expected to be populated. We followed the level-scheme of Ref. [21], where the 4 MeV state is not populated following a proton-removal reaction, and we did not include this state in our analysis, treating this as background. If we do include this state in our analysis, the proton amplitude decreases only slightly (from 7% to 5%) leaving the conclusions of this work unaffected.

For the  $^{21}\text{N}(p,2p)^{20}\text{C}$  reaction, the level scheme of  $^{20}\text{C}$  as shown in Fig. 3 is considered. For  $^{20}\text{C}$  only one bound  $2_1^+$  excited state at 1.6 MeV has been considered, consistent with the  $\gamma$ -ray spectrum observed in Ref. [7].

A combination of the simulated spectra of all bound excited states are then fitted to the experimental ones. The single and calorimetric spectra are fitted simultaneously using Neyman's  $\chi^2$  estimator [24]. The single spectra are filled with the energy entries of all clusters separately. For the calorimetric spectra, the energies of all clusters for a given event are summed. Since the two types of spectra are sensitive to the different decays – direct or via a cascade – in different ways, the ratio of the excited states can be determined more accurately by fitting both spectra simultaneously. The results are shown in Fig. 3.

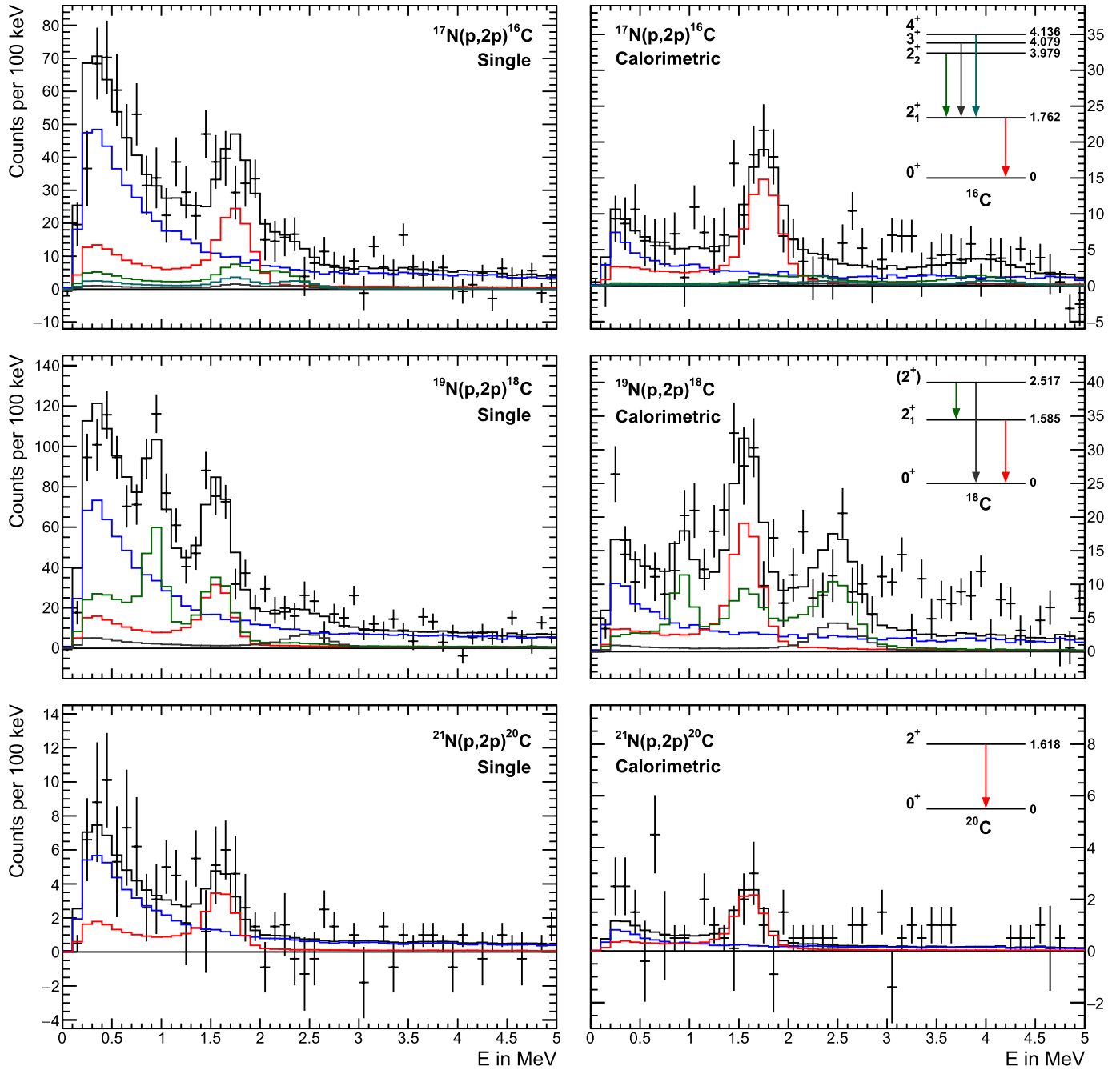
The inclusive cross section can be calculated taking into account the proton detection efficiency from the simulation. The results are given in Table 2 for the three reactions of interest.

The number of events in a certain excited state is determined from a fit of the simulated to the experimental  $\gamma$ -ray spectra, as depicted in Fig. 3. The resulting exclusive cross sections for the  $0^+$  ground state and the  $2_1^+$  excited state are listed in Table 2. The cross section of the ground state is calculated by subtracting all excited states from the inclusive cross section. The exclusive cross sections for the higher-lying states are not listed but can be reconstructed from the difference of the inclusive and exclusive cross sections listed in Table 2.

The inclusive cross section for the  $^{21}\text{N}(p,2p)^{20}\text{C}$  reaction has been published by our collaboration in an independent analysis [16] using the same data set. The two cross sections ( $\sigma_{\text{kin}} = 2.27(38)$  from [16] and  $\sigma = 2.65(34)$  from this work) are consistent within their statistical uncertainty (of  $\sim 15\%$ ) and the systematic uncertainty (of  $\sim 6\%$ ) induced by the choice of thresholds in the addback procedure as discussed in detail in Ref. [17]. Moreover, for this work, the relative exclusive cross sections along the C isotopic chain is of importance, therefore systematic deviations in their absolute value, due to e.g. different thresholds, do not impact the conclusion of this work.

#### 4. Discussion

The experimental cross sections in Table 2 are compared to theoretical predictions based on the eikonal approximation [25], well suited for (p,2p) QFS reactions at the energies considered here. The optical potential is given by the  $t\rho\rho$  approach. The density of the nuclei are determined with Hartree-Fock calculations using the Sly5 interaction [26] and isovector surface pairing. The wave



**Fig. 3.** Single (left) and calorimetric (right)  $\gamma$ -ray spectra for the reactions  $^{17}\text{N}(p,2p)^{16}\text{C}$  (first row),  $^{19}\text{N}(p,2p)^{18}\text{C}$  (second row), and  $^{21}\text{N}(p,2p)^{20}\text{C}$  (third row) on the reconstructed H target. The experimental spectra are shown with black crosses. In all cases, the simulation is depicted for the background induced by the protons (blue) and the  $\gamma$  rays de-exciting the first  $2^+$  state (red). In addition, for  $^{17}\text{N}(p,2p)^{16}\text{C}$  the de-excitation of the higher-lying  $2_2^+$  (green),  $3^+$  (grey), and  $4^+$  (turquoise) states to the first  $2^+$  state is also considered in the simulations. For  $^{19}\text{N}(p,2p)^{18}\text{C}$  the direct decay of the  $2_2^+$  state to the ground state (grey) and its decay via a cascade (green) are shown. The insets show the level scheme and  $\gamma$ -ray transitions (in color) as considered in the simulations.

function of the proton is calculated using a phenomenological potential consisting of a Wood-Saxon central potential, a spin-orbit term, and the Coulomb potential. The binding energy of the proton in the  $p_{1/2}$  orbit is given by the proton separation energy  $S_p$ , while the binding of the proton in the  $p_{3/2}$  orbit is estimated from the proton single-particle levels in  $^{15}\text{N}$ . The theoretical exclusive single-particle cross sections for QFS on the  $p_{1/2}$  and  $p_{3/2}$  protons are given in Table 2. When combined with the experimentally derived exclusive cross sections, we can calculate the experimental spectroscopic factors,  $C^2S$ , for the  $0_1^+$  and  $2_1^+$  states from

$$\sigma_{\text{exp}} = C^2S\sigma_{\text{theo}}.$$

To determine the proton contribution to the  $2_1^+$  state wave function from our cross section measurements, we consider a simple shell-model picture for the  $0_1^+$  and  $2_1^+$  state as discussed in Refs. [5,8]. We assume that the  $0^+$  ground state of the carbon isotopes can be described as

$$|0_1^+; A^{-1}\text{C}\rangle \approx |\nu(sd)^n; J=0\rangle \otimes |\pi(1p_{3/2})^4; J=0\rangle,$$

with  $n = 2, 4, 6$  for  $^{16}\text{C}$ ,  $^{18}\text{C}$ , and  $^{20}\text{C}$ , respectively, with the valence neutrons occupying a quasi-degenerate  $sd$  shell [22]. Additionally, the  $2_1^+$  excited state can be described as

**Table 2**

Experimental and theoretical cross sections and spectroscopic factors. The theoretical cross sections were calculated using the formalism described in Ref. [25] for an occupation number of 1 for both the  $1p_{1/2}$  and the  $1p_{3/2}$  orbit (see text for details).

	State	Orbital	$\sigma_{\text{exp}}[\text{mb}]$	$\sigma_{\text{theo}}[\text{mb}]$	$C^2 S_{\text{exp}}$	$\beta^2$ [%]
$^{17}\text{N}(\text{p},2\text{p})^{16}\text{C}$	inclusive		3.82(19)			
	$0^+$	$1p_{1/2}$	2.83(20)	6.171	0.46(3)	
	$2^+$	$1p_{3/2}$	0.68(9)	5.929	0.11(2)	10.0(15)
$^{19}\text{N}(\text{p},2\text{p})^{18}\text{C}$	inclusive		3.66(14)			
	$0^+$	$1p_{1/2}$	2.53(15)	5.267	0.48(3)	
	$2^+$	$1p_{3/2}$	0.45(7)	5.193	0.09(1)	7.2(12)
$^{21}\text{N}(\text{p},2\text{p})^{20}\text{C}$	inclusive		2.65(34)			
	$0^+$	$1p_{1/2}$	1.87(38)	4.554	0.41(8)	
	$2^+$	$1p_{3/2}$	0.78(17)	4.458	0.17(4)	17.0(51)

$$|2_1^+; A^{-1}\text{C}\rangle \approx \alpha |\nu(sd)^n; J=2\rangle \otimes |\pi(p_{3/2})^4; J=0\rangle \\ + \beta |\nu(sd)^n; J=0\rangle \otimes |\pi(p_{3/2})^3(p_{1/2})^1; J=2\rangle,$$

where  $\alpha$  and  $\beta$  denote the amount of pure neutron and pure proton excitation contributing to the state, respectively. Naturally, within this simple scheme the ground state of the neutron-rich nitrogen isotopes is

$$|1/2^-; A\text{N}\rangle \approx |\nu(sd)^n; J=0\rangle \\ \otimes |\pi(p_{3/2})^4(p_{1/2})^1; J=1/2\rangle.$$

This is supported by experimental data for  $^{15,17}\text{N}$ . In particular, spectroscopic factors for the  $^{18}\text{O}(\text{d},^3\text{He})^{17}\text{N}$  reaction [27] confirmed that  $1/2^-$  ground state contains the full  $1p_{1/2}$  strength. In addition, the magnetic moment of the ground state in  $^{15}\text{N}$  [28],  $-0.28 \mu_N$ , is very close to the Schmidt limit for the  $\pi p_{1/2}$  orbit. That of  $^{17}\text{N}$  [29],  $-0.35 \mu_N$ , can be explained by a small component of  $\approx 2\%$  for the  $|\nu(sd)^n; J=2^+\rangle \otimes |\pi(p_{3/2})^3(p_{1/2})^2; J=3/2^-\rangle$  configuration in the ground state, because its contribution to the magnetic moment is large,  $\approx -5.2 \mu_N$ .

Thus, and since the coupling of the  $\pi 1p_{1/2}$  with the  $2_1^+$  state of the core cannot contribute to the ground state, the spectroscopic factor for the removal of a proton in the  $1p_{1/2}$  orbit populating the  $0_1^+$  ground state of  $A^{-1}\text{C}$  is expected to be 1. The removal of a  $1p_{3/2}$  proton from the ground state will populate the  $2_1^+$  state only via the proton component and directly probes the proton amplitude of the state,  $\beta$ .

With four protons in the  $1p_{3/2}$  orbit, the ratio of the spectroscopic factors in our simple picture is proportional to the proton amplitude (see Ref. [8]):

$$\frac{\sigma_{\text{exp}}(2_1^+)}{\sigma_{\text{exp}}(0_1^+)} \times \frac{\sigma_{\text{theo}}(p_{1/2})}{\sigma_{\text{theo}}(p_{3/2})} = \frac{C^2 S(2_1^+)}{C^2 S(0_1^+)} = \beta^2 \times \frac{5}{2}. \quad (1)$$

In looking at the ratios, quenching factors (see e.g. [15,30–34]) largely cancel out and can be compared directly to shell-model expectations. Taking into account the experimental and theoretical exclusive cross sections in Table 2 and Eq. (1), the corresponding proton amplitudes of the  $2_1^+$  states in  $^{16,18,20}\text{C}$ ,  $\beta^2$ , can be calculated and are listed in Table 2.

Fig. 4 compares the experimentally derived ratio of spectroscopic factors and proton amplitudes with predictions from the shell model using the WBT\* interaction [22,35], which reproduces well the excitation spectra of the even-even neutron-rich carbon isotopes. The observed increase in the proton component towards  $^{20}\text{C}$  is well captured within the shell model, which is also successful in explaining the increase in the  $E2$  transition probabilities. A similar increase in the proton amplitude is predicted within the seniority scheme of Ref. [5].

It is interesting to plot the experimental data in the form of Fig. 5, which empirically shows that the increased quadrupole

strength is clearly due to the enhanced proton contribution to the  $2_1^+$  state in  $^{20}\text{C}$ . For reference, we also include in Fig. 5 the results of the seniority model [5] if we perform a simultaneous fit of the proton and neutron  $E2$  matrix elements to the experimental data of the  $E2$  transition probabilities (from Ref. [36]) and the ratio of spectroscopic factors for  $^{14,16,18,20}\text{C}$  (from Ref. [37] for  $^{14}\text{C}$  and from this work for  $^{16,18,20}\text{C}$ ). The black line shows the result of the fit, while the shaded area corresponds to one standard deviation.

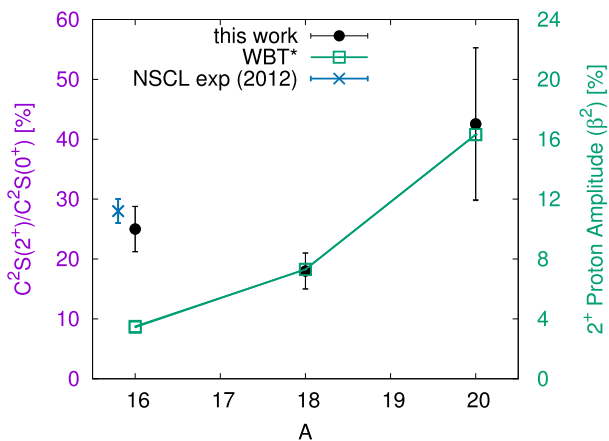
As discussed in the Introduction, the correlation is anticipated on general theoretical arguments that point out a reduction of the  $\pi 1p_{1/2} - 1p_{3/2}$  spin-orbit splitting at  $Z=6$  towards the dripline, due to the monopole shifts of the proton effective single-particle levels induced by the successive addition of neutrons in the  $sd$  shell. In first order perturbation theory, the proton amplitude is given by  $\beta \sim V_{\pi\nu}/(E_{2\pi^+} - E_{2\nu^+})$ , with  $V_{\pi\nu}$  being the matrix element mixing the unperturbed  $2_{\pi^+}$  and  $2_{\nu^+}$  states. Because the energy denominator,  $E_{2\pi^+} - E_{2\nu^+}$ , is dominated by the difference between the proton  $1p_{1/2}$  and  $1p_{3/2}$  level energies,  $e_{p1/2} - e_{p3/2} = \Delta E_{so}$ , it is clear that a reduced spin-orbit splitting will help promote proton excitations.

In a more quantitative way, we consider the semi-empirical analysis of the isospin dependence of the  $1p$  spin-orbit splitting in Ref. [27]. According to their results,  $\Delta E_{so}$  changes from  $\approx 6$  MeV in  $^{14}\text{C}$  to  $\approx 4$  MeV in  $^{20}\text{C}$ . These values are in good agreement with the ones predicted from the WBT\* interaction ( $\Delta E_{so} = 6.54$  MeV at  $N=8$  and  $4.80$  MeV at  $N=14$ ) and a Woods-Saxon potential with the FSU parametrization [38] ( $\Delta E_{so} = 5.7$  MeV at  $N=8$  and  $4.4$  MeV at  $N=14$ ). It is also interesting to point out that using monopole averages calculated from the Schiffer-True interaction [39] and assuming fully mixed  $sd$  neutrons, we estimate a change in the spin-orbit splitting between  $^{14}\text{C}$  and  $^{20}\text{C}$   $\delta \Delta E_{so} \approx -1.75$  MeV, consistent with the values above<sup>1</sup>.

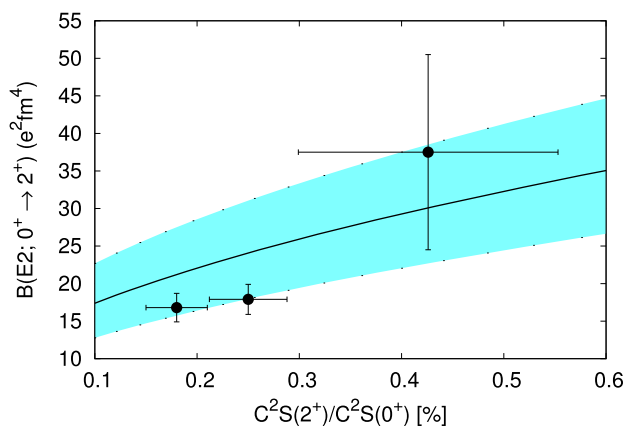
Using the  $\Delta E_{so}$  from Ref. [27], we determine an average mixing matrix element  $V_{\pi\nu} \approx 1.5$  MeV. Similarly, and although excitation energies could be more affected than the amplitudes, we obtain a value of  $V_{\pi\nu} \approx 1.2$  MeV from the lowering of the  $2^+$  states with respect to their expected unperturbed values, consistent with the estimate above. Using an SDI interaction [40] with strength parameters  $A_{T=0} = A_{T=1} = 1.5$  MeV, scaled to this mass region, the mixing matrix element is calculated [41] to be  $V_{\pi\nu}^{\text{SDI}} \approx 1.3$  MeV in line with the empirical results.

Empirically, as shown in Fig. 5, the proton-amplitudes and the  $B(E2)$ 's correlate well. However, and while the statistics on the cross-section ratios does not allow us to make a firm statement, the data may suggest a reduction (increase) of the proton component in  $^{18}\text{C}$  ( $^{16}\text{C}$ ). This apparent decrease (increase) is not antic-

<sup>1</sup> The relevant average proton-neutron matrix element differences are decomposed as:  $\langle V_{p_{1/2}-d_{5/2}} \rangle - \langle V_{p_{3/2}-d_{5/2}} \rangle = -0.05(\text{Central}) - 0.31(\text{Tensor}) - 0.02(\text{LS})$  MeV and  $\langle V_{p_{1/2}-s_{1/2}} \rangle - \langle V_{p_{3/2}-s_{1/2}} \rangle = -0.024(\text{LS})$  MeV.



**Fig. 4.** Ratio of spectroscopic factors and proton amplitudes for the neutron-rich carbon isotopes ( $^{16,18,20}\text{C}$ ) as extracted from this work and how they compare with shell-model calculations using the WBT\* interaction [22,35]. The value for  $^{16}\text{C}$  was also measured in Ref. [8] (NSCL exp (2012)) using a one-proton removal reaction on a  $^9\text{Be}$  target and agrees well with this work.



**Fig. 5.** Ratio of spectroscopic factors from this work versus transition strengths from Ref. [36] for  $^{16,18,20}\text{C}$ . There is a clear correlation that shows that the increased quadrupole strength is due to the enhanced proton contribution to the  $2_1^+$  state in  $^{20}\text{C}$ . The shaded area shows the expected limits in the seniority model [5] within one standard deviation, when the proton and neutron  $E2$  matrix elements are fitted to the experimental values of  $B(E2)$  and  $C^2S(2_1^+)/C^2S(0_1^+)$  for  $^{14,16,18,20}\text{C}$  (see text for details).

ipated from theoretical arguments and we currently do not have an explanation for this behavior. Perhaps systematic uncertainties, due to the subtraction of the indirect feeding of the  $2_1^+$  and/or the theoretical cross-sections, are not fully accounted in the quoted errors.

## 5. Summary

In this work, we have employed  $^A\text{N}(p,2p)^{A-1}\text{C}$  quasi-free scattering reactions using relativistic radioactive beams to study the proton component of the  $2_1^+$  state in  $^{16,18,20}\text{C}$ , and look into the evolution of the  $Z=6$  spin-orbit splitting towards the neutron dripline. Our results show an increase in the proton component, and signal moderate quenching of the  $Z=6$   $1p_{1/2} - 1p_{3/2}$  gap towards the dripline, in contrast to the conclusions of Ref. [9]. The driving mechanism behind the evolution of the  $\pi 1p_{1/2}$  and  $\pi 1p_{3/2}$  orbits as function of isospin is the combined effect of the tensor (mainly) and two-body spin-orbit forces acting on the  $1p$  protons when neutrons are added in the  $d_{5/2}$  and  $s_{1/2}$  orbits. We expect that these results will motivate further theoretical work on the structure of neutron-rich carbon isotopes from both large-scale

shell model calculations and ab initio approaches. Experimentally, the study of unbound (mixed-symmetry)  $2^+$  states [5] appears as the next logical step and is underway.

## Declaration of competing interest

The authors declare that they have no known competing financial interests or personal relationships that could have appeared to influence the work reported in this paper.

## Acknowledgements

This work was supported by the Royal Society award UF150476, UK STFC awards ST/M006433/1 and ST/P003885/1, U.S. Department of Energy, Office of Nuclear Physics, contract No. DE-AC02-05CH11231 (LBNL), the German Federal Ministry of Education and Research (BMBF projects 05P15RDFN1, 05P15WOFNA and 05P19RDFN1), the GSI-TU Darmstadt cooperation agreement, the State of Hesse through the LOEWE center HIC for FAIR, the Helmholtz-Gemeinschaft through the graduate school HGS-HIRE and Young Investigators Grants, and the Swedish Research Council under contract number 621-2011-5324. This work was also supported by the Spanish research grants (Ministerio Ciencia e Innovación), FPA2015-64969-P, FPA2015-69640-C2-1-P, FPA2017-87568-P, PGC2018-099746-B-C21, RTI2018-098868-B-I00, Unidad de Excelencia María de Maeztu under project MDM-2016.0692, and the Xunta de Galicia research grant GRC ED431C 2017/54. This work was partly supported by the Deutsche Forschungsgemeinschaft (DFG, German Research Foundation) - Project-ID 279384907 - SFB 1245. C.A.B. acknowledges support from the U.S. NSF Grant No. 1415656, and U.S. DOE Grant No. DE-FG02-08ER41533. A.O.M. would like to thank Piet Van Isacker for illuminating discussions regarding the  $V_{\pi\nu}$  mixing matrix elements.

## References

- [1] M.G. Mayer, On closed shells in nuclei, Phys. Rev. 74 (1948) 235–239, <https://doi.org/10.1103/PhysRev.74.235>, <https://link.aps.org/doi/10.1103/PhysRev.74.235>.
- [2] M.G. Mayer, On closed shells in nuclei. ii, Phys. Rev. 75 (1949) 1969–1970, <https://doi.org/10.1103/PhysRev.75.1969>, <https://link.aps.org/doi/10.1103/PhysRev.75.1969>.
- [3] O. Haxel, J.H.D. Jensen, H.E. Suess, On the “Magic Numbers” in nuclear structure, Phys. Rev. 75 (1949) 1766, <https://doi.org/10.1103/PhysRev.75.1766.2>, <https://link.aps.org/doi/10.1103/PhysRev.75.1766>.
- [4] O. Sorlin, M.-G. Porquet, Nuclear magic numbers: new features far from stability, Prog. Part. Nucl. Phys. 61 (2) (2008) 602–673, <https://doi.org/10.1016/j.pnpnp.2008.05.001>, <http://www.sciencedirect.com/science/article/pii/S0146641008000380>.
- [5] A.O. Macchiavelli, M. Petri, P. Fallon, S. Paschalis, R.M. Clark, M. Cromaz, I.Y. Lee, Phenomenological analysis of  $B(E2)$  transition strengths in neutron-rich carbon isotopes, Phys. Rev. C 90 (6) (2014) 067305, <https://doi.org/10.1103/PhysRevC.90.067305>.
- [6] P. Federman, S. Pittel, A. Etchegoyen, Quenching of the  $2p_{1/2}-2p_{3/2}$  proton spin-orbit splitting in the Sr-Zr region, Phys. Lett. B 140 (5) (1984) 269–271, [https://doi.org/10.1016/0370-2693\(84\)90750-0](https://doi.org/10.1016/0370-2693(84)90750-0), <http://www.sciencedirect.com/science/article/pii/0370269384907500>.
- [7] M. Petri, P. Fallon, A.O. Macchiavelli, S. Paschalis, K. Starosta, T. Baugher, D. Bazin, L. Cartegni, R.M. Clark, H.L. Crawford, M. Cromaz, A. Dewald, A. Gade, G.F. Grinyer, S. Gros, M. Hackstein, H.B. Jeppesen, I.Y. Lee, S. McDaniel, D. Miller, M.M. Rajabali, A. Ratkiewicz, W. Rother, P. Voss, K.A. Walsh, D. Weisshaar, M. Wiedeking, B.A. Brown, Lifetime measurement of the  $2_1^+$  state in  $^{20}\text{C}$ , Phys. Rev. Lett. 107 (10) (2011) 102501, <https://doi.org/10.1103/PhysRevLett.107.102501>.
- [8] M. Petri, S. Paschalis, R.M. Clark, P. Fallon, A.O. Macchiavelli, K. Starosta, T. Baugher, D. Bazin, L. Cartegni, H.L. Crawford, M. Cromaz, U. Datta Pramanik, G. de Angelis, A. Dewald, A. Gade, G.F. Grinyer, S. Gros, M. Hackstein, H.B. Jeppesen, I.Y. Lee, S. McDaniel, D. Miller, M.M. Rajabali, A. Ratkiewicz, W. Rother, P. Voss, K.A. Walsh, D. Weisshaar, M. Wiedeking, B.A. Brown, C. Forssén, P. Navrátil, R. Roth, Structure of  $^{16}\text{C}$ : testing shell model and ab initio approaches, Phys. Rev. C 86 (4) (2012) 044329, <https://doi.org/10.1103/PhysRevC.86.044329>.
- [9] D.T. Tran, H.J. Ong, G. Hagen, T.D. Morris, N. Aoi, T. Suzuki, Y. Kanada-En’yo, L.S. Geng, S. Terashima, I. Tanihata, T.T. Nguyen, Y. Ayyad, P.Y. Chan, M. Fukuda, H. Geissel, M.N. Harakeh, T. Hashimoto, T.H. Hoang, E. Ideguchi, A. Inoue, G.R.



- Jansen, R. Kanungo, T. Kawabata, L.H. Khiem, W.P. Lin, K. Matsuta, M. Mihara, S. Momota, D. Nagae, N.D. Nguyen, D. Nishimura, T. Otsuka, A. Ozawa, P.P. Ren, H. Sakaguchi, C. Scheidenberger, J. Tanaka, M. Takechi, R. Wada, T. Yamamoto, Evidence for prevalent  $Z = 6$  magic number in neutron-rich carbon isotopes, *Nat. Commun.* 9 (1) (2018) 1594, <https://doi.org/10.1038/s41467-018-04024-y>.
- [10] R3B Setup <http://www.gsi.de/r3b>.
- [11] H. Geissel, P. Armbruster, K.H. Behr, A. Brünle, K. Burkard, M. Chen, H. Folger, B. Franczak, H. Keller, O. Klepper, B. Langenbeck, F. Nickel, E. Pfeng, M. Pfützner, E. Roeckl, K. Rykaczewski, I. Schall, D. Schardt, C. Scheidenberger, K.-H. Schmidt, A. Schröter, T. Schwab, K. Sümmerer, M. Weber, G. Münzenberg, T. Brohm, H.-G. Clerc, M. Fauerbach, J.-J. Gaimard, A. Grewe, E. Hanelt, B. Knödler, M. Steiner, B. Voss, J. Weckenmann, C. Ziegler, A. Magel, H. Wollnik, J.P. Dufour, Y. Fujita, D.J. Vieira, B. Sherrill, The GSI projectile fragment separator (FRS): a versatile magnetic system for relativistic heavy ions, *Nucl. Instrum. Methods Phys. Res., Sect. B, Beam Interact. Mater. Atoms* 70 (1–4) (1992) 286–297, [https://doi.org/10.1016/0168-583x\(92\)95944-m](https://doi.org/10.1016/0168-583x(92)95944-m).
- [12] V. Metag, D. Habs, K. Helmer, U. v. Helmolt, H.W. Heyng, B. Kolb, D. Pelte, D. Schwalm, W. Hennerie, H.J. Hennrich, G. Himmele, E. Jaeschke, R. Repnow, W. Wahl, R.S. Simon, R. Albrecht, The darmstadt-Heidelberg-crystal-ball, in: *Proceedings of the Geiger Memorial Meeting*, 1982.
- [13] P.D. Fernández, An investigation into quasi-free scattering of light neutron-rich nuclei around  $N=14$ , Ph.D. thesis, Universidade de Santiago de Compostela, 2013, <https://minerva.usc.es/xmlui/handle/10347/9789>.
- [14] M. Holl, Quasi-Free Scattering from Relativistic Neutron-Deficient Carbon Isotopes, Ph.D. thesis, Technischen Universität Darmstadt, 2014, <http://tuprints.ulb.tu-darmstadt.de/id/eprint/4141>.
- [15] L. Atar, S. Paschalis, C. Barbieri, C.A. Bertulani, P.D. Fernández, M. Holl, M.A. Najafi, V. Panin, H. Alvarez-Pol, T. Aumann, V. Avdeichikov, S. Beceiro-Novo, D. Bemmerer, J. Benlliure, J.M. Boillos, K. Boretzky, M.J.G. Borge, M. Caamaño, C. Caesar, E. Casarejos, W. Catford, J. Cederkäll, M. Chartier, L. Chulkov, D. Cortina-Gil, E. Cravo, R. Crespo, I. Dillmann, Z. Elekes, J. Enders, O. Ershova, A. Estrade, F. Farinon, L.M. Fraile, M. Freer, D.G. Redondo, H. Geissel, R. Gernhäuser, P. Golubev, K. Göbel, J. Hagdahl, T. Heftrich, M. Heil, M. Heine, A. Heinz, A. Henriques, A. Hufnagel, A. Ignatov, H.T. Johansson, B. Jonson, J. Kahlbow, N. Kalantar-Nayestanaki, R. Kanungo, A. Kelic-Heil, A. Knyazev, T. Kröll, N. Kurz, M. Labiche, C. Langer, T.L. Bleis, R. Lemmon, S. Lindberg, J. Machado, J. Marganiec-Gałazka, A. Movsesyan, E. Nacher, E.Y. Nikolskii, T. Nilsson, C. Nociforo, A. Perea, M. Petri, S. Pietri, R. Plag, R. Reifarh, G. Ribeiro, C. Rigollet, D.M. Rossi, M. Röder, D. Savran, H. Scheit, H. Simon, O. Sorlin, I. Syndikus, J.T. Taylor, O. Tengblad, R. Thies, Y. Togano, M. Vandebrouck, P. Velho, V. Volkov, A. Wagner, F. Wamers, H. Weick, C. Wheldon, G.L. Wilson, J.S. Winfield, P. Woods, D. Yakorev, M. Zhukov, A. Zilges, K. Zuber, Quasifree (p, 2p) reactions on oxygen isotopes: observation of isospin independence of the reduced single-particle strength, *Phys. Rev. Lett.* 120 (5) (2018) 052501, <https://doi.org/10.1103/physrevlett.120.052501>.
- [16] P.D. Fernández, H. Alvarez-Pol, R. Crespo, E. Cravo, L. Atar, A. Deltuva, T. Aumann, V. Avdeichikov, S. Beceiro-Novo, D. Bemmerer, J. Benlliure, C.A. Bertulani, J.M. Boillos, K. Boretzky, M.J.G. Borge, M. Caamaño, P. Cabanelas, C. Caesar, E. Casarejos, W. Catford, J. Cederkäll, M. Chartier, L.V. Chulkov, D. Cortina-Gil, U.D. Pramanik, I. Dillmann, Z. Elekes, J. Enders, O. Ershova, A. Estrade, F. Farinon, B. Fernández-Domínguez, L.M. Fraile, M. Freer, D. Galaviz, H. Geissel, R. Gernhäuser, P. Golubev, K. Göbel, J. Hagdahl, T. Heftrich, M. Heil, M. Heine, A. Heinz, A. Henriques, M. Holl, A. Hufnagel, A. Ignatov, H.T. Johansson, B. Jonson, D. Jurčiukonis, N. Kalantar-Nayestanaki, R. Kanungo, A. Kelic-Heil, A. Knyazev, T. Kröll, N. Kurz, M. Labiche, C. Langer, T.L. Bleis, R. Lemmon, S. Lindberg, J. Machado, J. Marganiec, A.M. Moro, A. Movsesyan, E. Nacher, A. Najafi, E. Nikolskii, T. Nilsson, C. Nociforo, V. Panin, S. Paschalis, A. Perea, M. Petri, B. Pietras, S. Pietri, R. Plag, R. Reifarh, G. Ribeiro, C. Rigollet, D. Rossi, M. Röder, D. Savran, H. Scheit, H. Simon, O. Sorlin, I. Syndikus, J.T. Taylor, O. Tengblad, R. Thies, Y. Togano, M. Vandebrouck, P. Velho, V. Volkov, A. Wagner, F. Wamers, H. Weick, C. Wheldon, G. Wilson, J.S. Winfield, P. Woods, D. Yakorev, M. Zhukov, A. Zilges, K. Zuber, Quasifree (p,pn) scattering of light neutron-rich nuclei near  $N=14$ , *Phys. Rev. C* 97 (2) (2018) 024311, <https://doi.org/10.1103/physrevc.97.024311>.
- [17] M. Holl, V. Panin, H. Alvarez-Pol, L. Atar, T. Aumann, S. Beceiro-Novo, J. Benlliure, C. Bertulani, J. Boillos, K. Boretzky, M. Caamaño, C. Caesar, E. Casarejos, W. Catford, J. Cederkäll, L. Chulkov, D. Cortina-Gil, E. Cravo, I. Dillmann, P.D. Fernández, Z. Elekes, J. Enders, L. Fraile, D.G. Redondo, R. Gernhäuser, P. Golubev, T. Heftrich, M. Heil, M. Heine, A. Heinz, A. Henriques, H. Johansson, B. Jonson, N. Kalantar-Nayestanaki, R. Kanungo, A. Kelic-Heil, T. Kröll, N. Kurz, C. Langer, T.L. Bleis, S. Lindberg, J. Machado, E. Nacher, M. Najafi, T. Nilsson, C. Nociforo, S. Paschalis, M. Petri, R. Reifarh, G. Ribeiro, C. Rigollet, D. Rossi, D. Savran, H. Scheit, H. Simon, O. Sorlin, I. Syndikus, O. Tengblad, Y. Togano, M. Vandebrouck, P. Velho, F. Wamers, H. Weick, C. Wheldon, G. Wilson, J. Winfield, P. Woods, M. Zhukov, K. Zuber, Quasi-free neutron and proton knockout reactions from light nuclei in a wide neutron-to-proton asymmetry range, *Phys. Lett. B* 795 (2019) 682–688, <https://doi.org/10.1016/j.physletb.2019.06.069>, <http://www.sciencedirect.com/science/article/pii/S0370269319304666>.
- [18] R3BRoot - Simulations and Data Analysis for R3B, <https://www.r3broot.gsi.de/>, Mar. 2018.
- [19] S. Agostinelli, J. Allison, K. Amako, J. Apostolakis, H. Araujo, P. Arce, M. Asai, D. Axen, S. Banerjee, G. Barrand, F. Behner, L. Bellagamba, J. Boudreau, L. Broglia, A. Brunengo, H. Burkhardt, S. Chauvie, J. Chuma, R. Chytráček, G. Cooperman, G. Cosmo, P. Degtyarenko, A. Dell'Acqua, G. Depaola, D. Dietrich, R. Enami, A. Felicciolo, C. Ferguson, H. Fesefeldt, G. Folger, F. Foppiano, A. Forti, S. Garelli, S. Giani, R. Giannitrapani, D. Gibin, J.J.G. Cadenas, I. González, G.G. Abril, G. Greeniaus, W. Greiner, V. Grichine, A. Grossheim, S. Guatelli, P. Gumplinger, R. Hamatsu, K. Hashimoto, H. Hasui, A. Heikkinen, A. Howard, V. Ivanchenko, A. Johnson, F.W. Jones, J. Kallenbach, N. Kanaya, M. Kawabata, Y. Kawabata, M. Kawaguti, S. Kelner, P. Kent, A. Kimura, T. Kodama, R. Kokoulin, M. Kossov, H. Kurashige, E. Lamanna, T. Lampén, V. Lara, V. Lefebvre, F. Lei, M. Liendl, W. Lockman, F. Longo, S. Magni, M. Maire, E. Medernach, K. Minamimoto, P.M. de Freitas, Y. Morita, K. Murakami, M. Nagamatsu, R. Nartallo, P. Nieminen, T. Nishimura, K. Ohtsubo, M. Okamura, S. O'Neale, Y. Oohata, K. Paech, J. Perl, A. Pfeiffer, M.G. Pia, F. Ranjard, A. Rybin, S. Sadilov, E.D. Salvo, G. Santin, T. Sasaki, N. Savvas, Y. Sawada, S. Scherer, S. Sei, V. Sirotenko, D. Smith, N. Starkov, H. Stoecker, J. Sulkimo, M. Takahata, S. Tanaka, E. Tcherniaev, E.S. Tehrani, M. Tropeano, P. Truscott, H. Uno, L. Urban, P. Urban, M. Verderi, A. Walkden, W. Wander, H. Weber, J.P. Wellisch, T. Wenaus, D.C. Williams, D. Wright, T. Yamada, H. Yoshida, D. Zschiesche, Geant4 – a simulation toolkit, *Nucl. Instrum. Methods Phys. Res., Sect. A, Accel. Spectrom. Detect. Assoc. Equip.* 506 (3) (2003) 250–303, [https://doi.org/10.1016/S0168-9002\(03\)01368-8](https://doi.org/10.1016/S0168-9002(03)01368-8).
- [20] L.V. Chulkov, F. Aksouh, A. Bleile, O.V. Bochkarev, D. Cortina-Gil, A.V. Dobrovolsky, P. Egelhof, H. Geissel, M. Hellström, N.B. Isaev, O.A. Kiselev, B.G. Komkov, M. Matoš, F.N. Moroz, G. Münzenberg, M. Mutterer, V.A. Mylnikov, S.R. Neumaier, V.N. Pribora, D.M. Seliverstov, L.O. Sergeev, A. Shrivastava, K. Sümmerer, S.Y. Torilov, H. Weick, M. Winkler, V.I. Yatsoura, Quasi-free scattering with  $^6\text{He}$  beams, *Nucl. Phys. A* 759 (1–2) (2005) 43–63, <https://doi.org/10.1016/j.nuclphysa.2005.05.148>.
- [21] P. Voss, T. Baugher, D. Bazin, R.M. Clark, H.L. Crawford, A. Dewald, P. Fallon, A. Gade, G.F. Grinyer, H. Iwasaki, A.O. Macchiavelli, S. McDaniel, D. Miller, M. Petri, A. Ratiakiewicz, W. Rother, K. Starosta, K.A. Walsh, D. Weisshaar, C. Forsén, R. Roth, P. Navrátil, Excited-state transition-rate measurements in  $^{18}\text{C}$ , *Phys. Rev. C* 86 (1) (2012) 011303, <https://doi.org/10.1103/PhysRevC.86.011303>.
- [22] M. Stanoiu, D. Sohler, O. Sorlin, F. Azaiez, Z. Dombárdi, B.A. Brown, M. Bellegruic, C. Borcea, C. Bourgeois, Z. Dlouhy, Z. Elekes, Z. Fülöp, S. Grévy, D. Guillemaud-Mueller, F. Ibrahim, A. Kerek, A. Krasznahorkay, M. Lewitowicz, S.M. Lukanov, S. Mandal, J. Mrázek, F. Negoita, Y.-E. Penionzhkevich, Z. Podolyák, P. Roussel-Chomaz, M.G. Saint-Laurent, H. Savajols, G. Sletten, J. Timár, C. Timis, A. Yamamoto, Disappearance of the  $N=14$  shell gap in the carbon isotopic chain, *Phys. Rev. C* 78 (3) (2008) 034315, <https://doi.org/10.1103/PhysRevC.78.034315>.
- [23] Y. Kondo, T. Nakamura, Y. Satou, T. Matsumoto, N. Aoi, N. Endo, N. Fukuda, T. Gomi, Y. Hashimoto, M. Ishihara, S. Kawai, M. Kitayama, T. Kobayashi, Y. Matsuda, N. Matsui, T. Motobayashi, T. Nakabayashi, K. Ogata, T. Okumura, H.J. Ong, T.K. Onishi, H. Otsu, H. Sakurai, S. Shimoura, M. Shinohara, T. Sugimoto, S. Takeuchi, M. Tamaki, Y. Togano, Y. Yanagisawa, One-neutron removal reactions of  $^{18}\text{C}$  and  $^{19}\text{C}$  on a proton target, *Phys. Rev. C* 79 (2009) 014602, <https://doi.org/10.1103/PhysRevC.79.014602>, <https://link.aps.org/doi/10.1103/PhysRevC.79.014602>.
- [24] S. Baker, R.D. Cousins, Clarification of the use of CHI-square and likelihood functions in fits to histograms, *Nucl. Instrum. Methods Phys. Res.* 221 (2) (1984) 437–442, [https://doi.org/10.1016/0167-5087\(84\)90016-4](https://doi.org/10.1016/0167-5087(84)90016-4).
- [25] T. Aumann, C.A. Bertulani, J. Ryckebusch, Quasifree (p, 2p) and (p,pn) reactions with unstable nuclei, *Phys. Rev. C* 88 (2013) 064610, <https://doi.org/10.1103/physrevc.88.064610>.
- [26] E. Chabanat, P. Bonche, P. Haensel, J. Meyer, R. Schaeffer, A Skyrme parametrization from subnuclear to neutron star densities part II. Nuclei far from stabilities, *Nucl. Phys. A* 635 (1–2) (1998) 231–256, [https://doi.org/10.1016/S0375-9474\(98\)00180-8](https://doi.org/10.1016/S0375-9474(98)00180-8).
- [27] G. Mairle, K. Knöpfle, P. Doll, H. Breuer, G. Wagner, The (d, t) and (d,  $\tau$ ) reactions on  $^{18}\text{O}$  and the 1p spin-orbit splitting, *Nucl. Phys. A* 280 (1) (1977) 97–108, [https://doi.org/10.1016/0375-9474\(77\)90296-2](https://doi.org/10.1016/0375-9474(77)90296-2), <http://www.sciencedirect.com/science/article/pii/0375947477902962>.
- [28] P. Raghavan, Table of nuclear moments, *At. Data Nucl. Data Tables* 42 (2) (1989) 189–291, [https://doi.org/10.1016/0092-640X\(89\)90008-9](https://doi.org/10.1016/0092-640X(89)90008-9), <http://www.sciencedirect.com/science/article/pii/0092640X89900089>.
- [29] H. Ueno, K. Asahi, H. Izumi, K. Nagata, H. Ogawa, A. Yoshimi, H. Sato, M. Adachi, Y. Hori, K. Mochinaga, H. Okuno, N. Aoi, M. Ishihara, A. Yoshida, G. Liu, T. Kubo, N. Fukunishi, T. Shimoda, H. Miyatake, M. Sasaki, T. Shirakura, N. Takahashi, S. Mitsuoka, W.-D. Schmidt-Ott, Magnetic moments of  $^{17}\text{N}$  and  $^{17}\text{B}$ , *Phys. Rev. C* 53 (1996) 2142–2151, <https://doi.org/10.1103/PhysRevC.53.2142>, <https://link.aps.org/doi/10.1103/PhysRevC.53.2142>.
- [30] S. Paschalis, M. Petri, A. Macchiavelli, O. Hen, E. Piasetzky, Nucleon-nucleon correlations and the single-particle strength in atomic nuclei, *Phys. Lett. B* 800 (2020) 135110, <https://doi.org/10.1016/j.physletb.2019.135110>, <http://www.sciencedirect.com/science/article/pii/S0370269319308329>.
- [31] J.A. Tostevin, A. Gade, Systematics of intermediate-energy single-nucleon removal cross sections, *Phys. Rev. C* 90 (5) (2014) 057602, <https://doi.org/10.1103/physrevc.90.057602>.
- [32] C. Barbieri, W.H. Dickhoff, Spectroscopic factors in  $^{16}\text{O}$  and nucleon asymmetry, *Int. J. Mod. Phys. A* 24 (11) (2009) 2060–2068.

- [33] C. Barbieri, Role of long-range correlations in the quenching of spectroscopic factors, *Phys. Rev. Lett.* 103 (2009) 202502, <https://doi.org/10.1103/PhysRevLett.103.202502>.
- [34] O. Jensen, G. Hagen, M. Hjorth-Jensen, B.A. Brown, A. Gade, Quenching of spectroscopic factors for proton removal in oxygen isotopes, *Phys. Rev. Lett.* 107 (2011) 032501, <https://doi.org/10.1103/PhysRevLett.107.032501>.
- [35] E.K. Warburton, B.A. Brown, Effective interactions for the  $0p_{1/2}$  nuclear shell-model space, *Phys. Rev. C* 46 (1992) 923–944, <https://doi.org/10.1103/PhysRevC.46.923>, <https://link.aps.org/doi/10.1103/PhysRevC.46.923>.
- [36] B. Pritychenko, M. Birch, B. Singh, M. Horoi, Tables of E2 transition probabilities from the first  $2^+$  states in even-even nuclei, *At. Data Nucl. Data Tables* 107 (2016) 1–139, <https://doi.org/10.1016/j.adt.2015.10.001>, <http://www.sciencedirect.com/science/article/pii/S0092640X15000406>.
- [37] G. Kaschl, G. Mairle, H. Mackh, D. Hartwig, U. Schwinn, The  $^{15}\text{N}(d,\tau)^{14}\text{C}$  reaction and high-lying  $T = 1$  states in mass-14 nuclei: a determination of  $1p_{1/2}^2$  and  $1p_{1/2} 1p_{3/2}$  diagonal matrix elements, *Nucl. Phys. A* 178 (1) (1971) 275–288, [https://doi.org/10.1016/0375-9474\(71\)90205-3](https://doi.org/10.1016/0375-9474(71)90205-3), <http://www.sciencedirect.com/science/article/pii/0375947471902053>.
- [38] A. Volya, <http://www.volya.net>.
- [39] J.P. Schiffer, W.W. True, The effective interaction between nucleons deduced from nuclear spectra, *Rev. Mod. Phys.* 48 (1976) 191–217, <https://doi.org/10.1103/RevModPhys.48.191>, <https://link.aps.org/doi/10.1103/RevModPhys.48.191>.
- [40] P.J. Brussaard, P.W.M. Glaudemans, *Shell Model Applications in Nuclear Spectroscopy*, North-Holland Publishing Company, 1977.
- [41] P. Van Isacker, private communication.