



CHALMERS
UNIVERSITY OF TECHNOLOGY

Evidence of Nodal Superconductivity in Monolayer 1H-TaS₂ with Hidden Order Fluctuations

Downloaded from: <https://research.chalmers.se>, 2025-01-15 08:27 UTC

Citation for the original published paper (version of record):

Vaño, V., Ganguli, S., Amini, M. et al (2023). Evidence of Nodal Superconductivity in Monolayer 1H-TaS₂ with Hidden Order Fluctuations. *Advanced Materials*, 35(45). <http://dx.doi.org/10.1002/adma.202305409>

N.B. When citing this work, cite the original published paper.

Evidence of Nodal Superconductivity in Monolayer 1H-TaS₂ with Hidden Order Fluctuations

Viliam Vaňo, Somesh Chandra Ganguli, Mohammad Amini, Linghao Yan, Maryam Khosravian, Guangze Chen, Shawulienu Kezilebieke, Jose L. Lado,* and Peter Liljeroth*

Unconventional superconductors represent one of the fundamental directions in modern quantum materials research. In particular, nodal superconductors are known to appear naturally in strongly correlated systems, including cuprate superconductors and heavy-fermion systems. Van der Waals materials hosting superconducting states are well known, yet nodal monolayer van der Waals superconductors have remained elusive. Here, using low-temperature scanning tunneling microscopy (STM) and spectroscopy (STS) experiments, it is shown that pristine monolayer 1H-TaS₂ realizes a nodal superconducting state. Non-magnetic disorder drives the nodal superconducting state to a conventional gapped s-wave state. Furthermore, many-body excitations emerge close to the gap edge, signalling a potential unconventional pairing mechanism. The results demonstrate the emergence of nodal superconductivity in a van der Waals monolayer, providing a building block for van der Waals heterostructures exploiting unconventional superconducting states.


1. Introduction

Unconventional superconductivity is associated with the existence of competing electronic interactions and it represents one of the paradigmatic correlated states of matter. A variety of compounds have been discovered in this broad family in the last decades, including high-temperature superconductors, heavy-fermion superconductors and (artificial) topological superconductors.^[1–12] While a wide range of unconventional superconducting states have been found in bulk and complex compounds and van der Waals materials hosting superconductivity are well-known,^[13–19] intrinsic unconventional superconductivity in a monolayer van der Waals material has not yet been discovered.^[20–23] One of the best known monolayer superconductors, NbSe₂, is a conventional s-wave superconductor in the monolayer limit.^[24–26]

Despite its conventional nature, recent results point toward the proximity to potential correlated ground states,^[27–30] suggesting that other related materials would be outstanding candidates for monolayer unconventional superconductors.

Strongly correlated superconductors are prone to show unconventional order parameters.^[31] While phonon-driven superconductors present s-wave superconducting symmetry, coexistence of strong electronic correlations can energetically favor higher angular momentum states. In particular, high-T_c cuprate superconductors, in which the pairing mechanism is driven by magnetic excitations, present nodal d_{x²-y²}-wave superconducting order parameter, compatible with the underlying C₄ symmetry of the electronic structure. Interestingly, correlated superconductors in triangular lattices with C₃ rotational symmetry would be prone to other unconventional superconducting order parameters, as observed in heavy-fermion superconductors.^[8–10] While the microscopic mechanism leading to these states represents an open research question, correlated superconductors often show two distinctive signatures simultaneously: an unconventional order parameter with nodal superconducting states, and the appearance of low-energy many-body fluctuations coexisting with the superconducting state.^[32] In addition, unconventional superconducting states are well-known to be highly sensitive to non-magnetic disorder, a feature commonly used as a probe of

V. Vaňo, S. C. Ganguli, M. Amini, L. Yan, M. Khosravian, G. Chen, J. L. Lado, P. Liljeroth
Department of Applied Physics
Aalto University
FI-00076 Aalto, Finland
E-mail: jose.lado@aalto.fi; peter.liljeroth@aalto.fi
L. Yan
Institute of Functional Nano and Soft Materials (FUNSOM)
Jiangsu Key Laboratory for Carbon-Based Functional Materials and Devices
Soochow University
Suzhou, Jiangsu 215 123, P. R. China
G. Chen
Department of Microtechnology and Nanoscience
Chalmers University of Technology
Gothenburg 41296, Sweden
S. Kezilebieke
Department of Physics
Department of Chemistry and Nanoscience Center
University of Jyväskylä
University of Jyväskylä FI-40014, Finland

 The ORCID identification number(s) for the author(s) of this article can be found under <https://doi.org/10.1002/adma.202305409>

© 2023 The Authors. Advanced Materials published by Wiley-VCH GmbH. This is an open access article under the terms of the Creative Commons Attribution License, which permits use, distribution and reproduction in any medium, provided the original work is properly cited.

DOI: 10.1002/adma.202305409

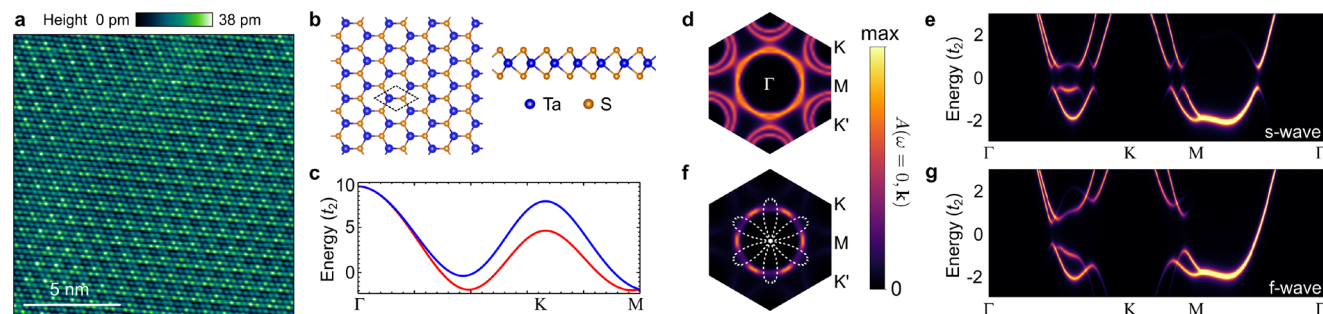


Figure 1. Superconducting pairing symmetry in 1H-TaS₂. a,b) STM image (a, set point parameters $V = 10$ mV and $I = 1$ nA) and schematic structure (b) of 1H-TaS₂. c,d) Calculated band structure (c), and the Fermi surface (d) of monolayer 1H-TaS₂. Blue and red in (c,d) correspond to up and down channels, with the splitting stemming from Ising spin-orbit coupling. e) Including s-wave pairing opens a superconducting gap uniformly across the Fermi surface in the calculated electron spectral function. f,g) Calculated Fermi surface (f) and the electron spectral function (g) with nodal pairing. The dotted line in panel (f) shows the symmetry of the nodal superconducting pairing.

unconventional superconductivity.^[33,34] Here, we show that clean monolayer 1H-TaS₂ simultaneously presents an unconventional nodal superconducting state and low energy many-body fluctuations, hallmarks of a correlated superconducting state. Furthermore, non-magnetic disorder drives the system to a conventional superconducting state with s-wave pairing symmetry. Such realization of unconventional superconductivity in a simple monolayer van der Waals material allows its detailed study under external stimuli (e.g., gating). In addition, this adds a crucial building block for designer van der Waals heterostructures exploiting unconventional superconductivity.

2. Results and Discussion

2.1. Superconductivity in a Pristine 1H-TaS₂ Monolayer

We grow 1H-TaS₂ on highly oriented pyrolytic graphite (HOPG) using molecular beam epitaxy (MBE) (for growth details see the Experimental Section) and investigate its electronic structure using low-temperature scanning tunneling microscopy (STM) and spectroscopy (STS) experiments. The MBE growth results in clean samples with a low defect density and the 1H-TaS₂ monolayer exhibits the well-studied 3×3 charge density wave (STM image shown in Figure 1a and schematic of 1T-TaS₂ atomic structure in Figure 1b).^[35–37] Larger bias range spectroscopy shows states arising from metal d-band (Figure S1, Supporting Information) similarly to the case of 1H-NbSe₂.^[24]

While superconductivity in thin films of 2H-TaS₂ down to monolayer thickness has been observed,^[16,17,38–40] the gap symmetry of monolayer 1H-TaS₂ has not been established to date.^[27,41] The scenario for realizing unconventional superconductivity in 1H-TaS₂ can be illustrated by tight-binding calculations (details in the Section S2, Supporting Information). The broken inversion symmetry is reflected in the band structure of this material (Figure 1c) in the form of Ising spin-orbit coupling, leading to enormous band splitting around K and K' points (Figure 1c,d). Introducing s-wave pairing potential gaps the Fermi surface of 1H-TaS₂ uniformly in reciprocal space (Figure 1e) leading to conventional superconductivity. It is also possible to construct unconventional superconducting states in 1H-TaS₂. The symmetry of the system is consistent with nodal f-wave pairing,^[27] which has a gap amplitude in reciprocal space

analogous to the $f_{y(y^2-3x^2)}$ orbital (as discussed in Section S2B-D Supporting Information), as illustrated by white dashed line in Figure 1f. F-wave pairing potential gaps the Fermi surface along Γ -K/K', but not along Γ -M direction (Figure 1f,g). In contrast to s-wave symmetry giving a fully gapped spectrum, this leads to gapless, nodal superconducting state. The possible presence of doping or strain is not expected to change this conclusion (see Section S2E, Supporting Information for details).

F-wave pairing is not the only possible nodal order parameter. For example, s[±] order parameter would also be consistent with the nodal spectra observed. However, we consider f-wave order parameter as a more likely scenario as signatures of it have been observed in monolayer dichalcogenides.^[27,28] In contrast, no signatures of s[±] order have been observed in this type of materials. Comparison with an s[±] order is presented in the Section S2F (Supporting Information). Finally, in the presence of spin-orbit coupling, singlet and triplet orders can coexist. We analyze this scenario in Section S2G (Supporting Information), and conclude that it should not lift the presence of the superconducting nodes in the electronic structure.

As illustrated in Figure 2a,b, high-energy resolution dI/dV spectrum on a clean 1H-TaS₂ sample reveals a V-shaped gap at the Fermi level. We confirm that this gap is of superconducting origin by measuring its temperature and magnetic field dependence (Figure 2c,d). The spectral gap vanishes with increasing temperature and out of plane magnetic field, which is consistent with the superconducting nature of the gap. We did not observe a vortex lattice on our sample (also not observed on related 1H-NbSe₂ monolayer superconductor^[29,42]).

It is immediately clear that the gap shape is not consistent with s-wave BCS model. While this tunneling spectrum could also be fitted using s-wave Dynes model that includes pair-breaking processes through the Dynes parameter Γ ,^[43] we argue that the physics of this model is inconsistent with our experiments. For an s-wave superconductor, pair-breaking would require magnetic impurities to account for physics behind the Γ in the Dynes model. This is contradictory to having an ultraclean sample.^[44] Second, Γ and the superconducting gap Δ should be anticorrelated within the Dynes model and this is in contrast with our experiments (see Figure S8, Supporting Information). Furthermore, the disordered sample (see below) was found to fit with $\Gamma = 0$ meV (i.e. pure s-wave BCS model). It would be physically

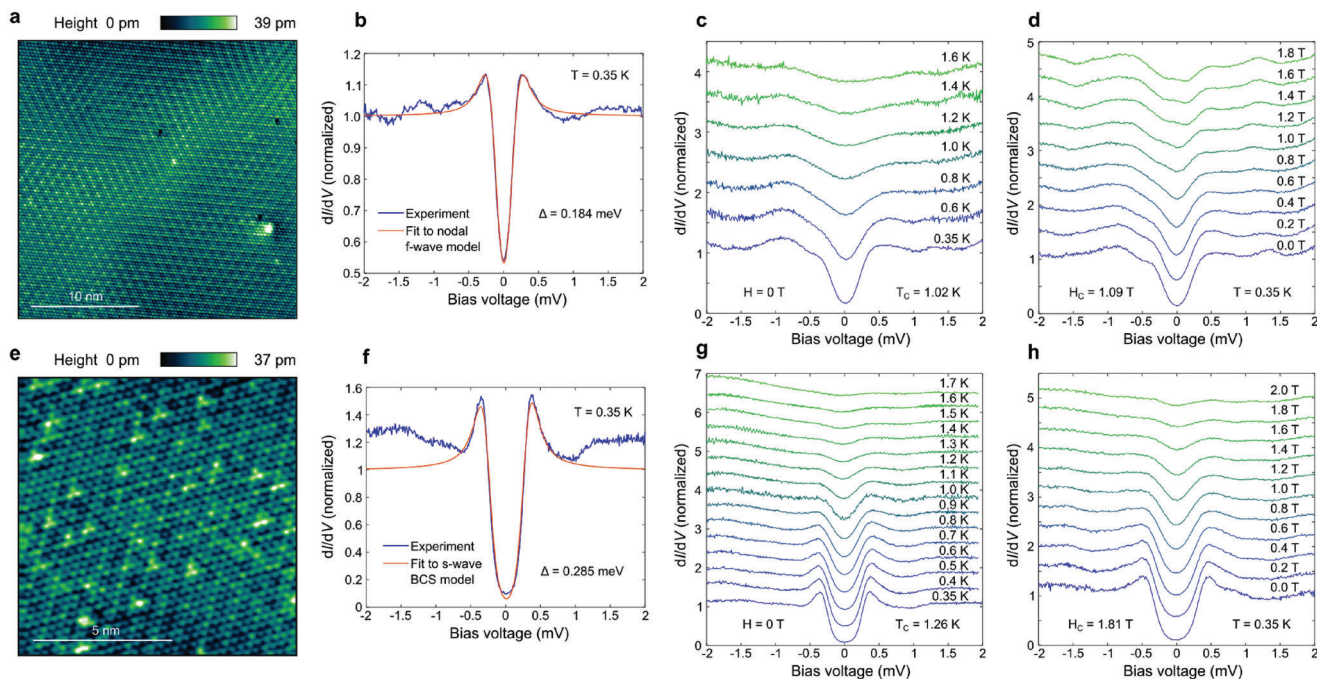


Figure 2. Superconductivity in 1H-TaS₂. a–d) STM/STS results on a clean 1H-TaS₂ sample. a) STM image of 1H-TaS₂ on HOPG substrate, obtained at $V = 10$ mV and $I = 1$ nA. b) dI/dV spectrum of the clean sample (blue), averaged over 12 spectra measured on different islands. Orange curve represents a fit using nodal order parameter. c,d) Temperature (c) and magnetic field (d) dependence of a superconducting gap of the clean sample, spectra are vertically offset for clarity. e–h) STM/STS results on a disordered 1H-TaS₂ sample. e) STM image of the disordered 1H-TaS₂ on HOPG substrate, obtained at $V = 10$ mV and $I = 1$ nA. f) dI/dV spectrum of the disordered sample (blue), orange curve represents a fit using s-wave BCS model. g,h) Temperature (g) and magnetic field (h) dependence of a superconducting gap of the disordered sample, spectra are vertically offset for clarity. dI/dV spectra used in this figure were performed with a bias modulation of $V_{\text{mod}} = 20$ μ V. dI/dV spectra in panels (c–h) are an average over 4×4 grid with size 5 nm.

inconsistent that increasing disorder removes the pair-breaking processes coming from impurities. In stark contrast, the data is fully accounted for by a model with nodal superconductivity without introducing the somewhat artificial Dynes parameter (see Figure 2b). Details about the fitting procedure as well as fits using other models for tunneling spectroscopy of superconductors can be found in the Section S3 (Supporting Information). Finally, we note that there are some differences in the shape of the coherence peaks in Figure 2b,c as these data are from different experimental runs, which can be due to changes in the microscopic structure of the STM tip. However, this does not affect our conclusion on the shape of the gap and whether it can be fit with a nodal or s-wave BCS model.

2.2. Superconductivity in a Disordered 1H-TaS₂ Monolayer.

Conventional superconductors are robust against weak non-magnetic impurities. This feature, known as Anderson's theorem, also implies that under weak disorder, conventional s-wave superconducting gaps are not substantially affected.^[45] The situation is different for unconventional superconductors, in which non-magnetic impurities are known to drastically impact the spectral properties. In particular, non-magnetic disorder alone can create in-gap states in an unconventional superconducting gap. This behavior can be rationalized from the fact that non-magnetic impurities create scattering in reciprocal space, and

due to the sign-changing nature of unconventional superconducting orders, disorder induces an average zero superconducting order in reciprocal space.

Introducing impurities on our sample makes the 3×3 CDW disordered, which can be seen on Figure 2e (more details in the Section S4, Supporting Information). Interestingly, while we observe that clean 1H-TaS₂ shows a nodal-like superconducting order, the situation with disorder is drastically different. In particular, the superconducting gap recovers the fully gapped form of a conventional superconductor, that is well-fit by an s-wave BCS model (Figure 2f). This phenomenology can be rationalized from the impurity physics associated to unconventional superconductors (see Section S2H, Supporting Information for details). In the pure limit, the system shows an unconventional nodal superconducting order. When impurities are introduced, the reciprocal space scattering quickly quenches the unconventional superconducting state. In this disordered limit, a competing s-wave superconducting order takes over, as it is not affected by the presence of non-magnetic disorder (see Section S2H, Supporting Information for details). The drastically different spectral shapes support the transition from a gapless superconducting order in the clean limit to a conventional gapped s-wave order in the disordered limit.

It can also be observed that the s-wave gap is larger than the clean nodal one, with a concomitant increase in T_c and H_c as well. The fact that we have two competing order parameters implies that their associated critical temperatures are similar,

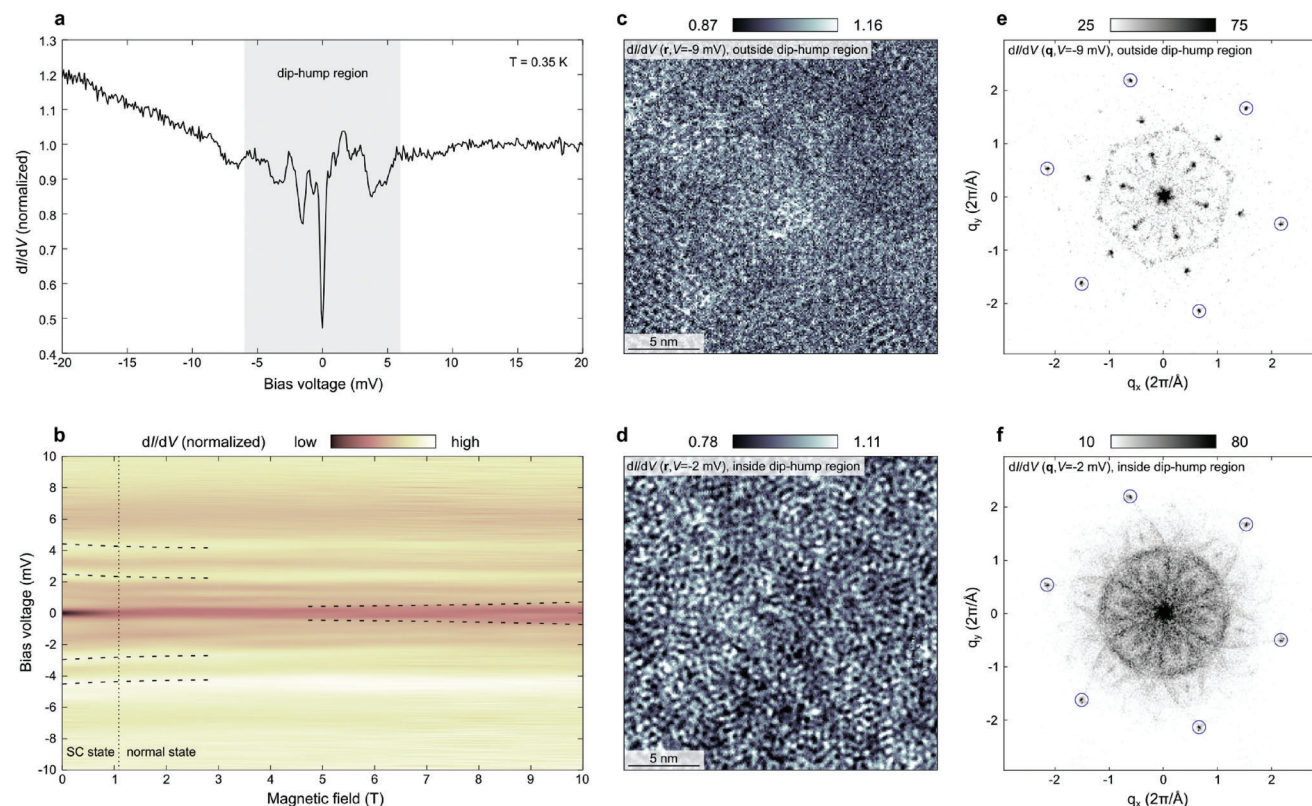


Figure 3. Dip-hump features around the Fermi level of 1H-TaS₂. a) dI/dV spectrum of 1H-TaS₂ displaying fluctuations in $\approx \pm 6$ mV window (shaded region) and a smooth evolution of the LDOS outside this region ($V_{\text{mod}} = 200 \mu\text{V}$). b) Magnetic field dependence of the dI/dV spectroscopy ($V_{\text{mod}} = 100 \mu\text{V}$). Dashed lines highlight the main features that vary with magnetic field, the dotted line marks the critical field of superconductivity. The spectrum is an average over 4×4 grid with size 5 nm. c,d) dI/dV maps of the same area at $V = -9$ mV (c) and at $V = -2$ mV (d) ($V_{\text{mod}} = 400 \mu\text{V}$). e,f) Fourier transforms of dI/dV maps at $V = -9$ mV (e) and at $V = -2$ mV (f). The Fourier transforms have been three fold symmetrized, respecting the C_3 symmetry of the lattice. Results presented in this figure were measured on a clean sample. All the results presented in this figure were measured at $T = 0.35$ K.

which has been observed in other correlated materials.^[46] The enhancement of the gap can be rationalized in terms of impurity-induced electronic-structure reconstruction^[47] and dominance of a disorder-induced inhomogeneous conventional channel over the pristine unconventional channel.^[48,49] This phenomenology arises from the resilience of conventional s-wave to disorder and the vulnerability of the unconventional nodal order, leading to the prevalence of s-wave superconductivity in disordered samples. Once again, as expected, increasing the temperature or magnetic field suppresses the spectral gap with conventional s-wave character (Figure 2f,g). Details on the determination of the T_c and H_c can be found in Section S5 (Supporting Information), spatial variation of the superconducting gap in Section S6 (Supporting Information).

2.3. Many-Body Excitations Around the Superconducting Gap

In addition to the superconducting gap, we observe low energy excitations in the dI/dV spectra as shown in Figure 3a. While these features are associated to electron-boson coupling, their energies are not consistent with the known phonon energies and electron-phonon couplings in 1H-TaS₂.^[50,51] They are likely to

arise from many-body excitations associated with the superconducting state. Similar dip-hump features were found in a closely related 1H-NbSe₂ system.^[28] However, in contrast to the results on 1H-NbSe₂, the excitations in 1H-TaS₂ do not have a constant energy spacing, they are not fully symmetric around the superconducting gap and persist at higher magnetic fields in the normal state (Figure 3b, more data in the Section S7, Supporting Information). Here, upon applying magnetic field, the dip-hump features shift to lower energies at low magnetic fields and remain at a constant energy at higher magnetic fields (above the critical field of ≈ 1 T,^[17] see Figure 2d).

Similar excitations in high- T_c superconductors are believed to stem from an antiferromagnetic fluctuating order, responsible for the pairing mechanism in those compounds.^[32] The excitation peaks in our data can be analogously associated to an underlying fluctuating order, potentially responsible for the nodal superconducting state (see discussion in Section S2I, Supporting Information). These excitations have a clear fluctuation length scale in both real and reciprocal space. Outside the dip-hump region, highlighted in Figure 3a, the tunneling conductance has low spatial fluctuations (Figure 3c), while inside the region the spatial fluctuations are much stronger (Figure 3d, can also be seen on Figure S16, Supporting Information). In the

reciprocal space, there are several features both inside and outside the dip-hump region. Outside (Figure 3e), there are peaks that correspond to lattice (blue circles), to the 3×3 CDW with their satellites, and there is a hexagonal shape probably corresponding to quasiparticle interference of the 1H-TaS₂ d-band. Inside (Figure 3f), the lattice peaks and CDW peaks are suppressed, while there appears to be a strong flower-shaped pattern. The reciprocal space features are very different for outside and inside the dip-hump region and this behavior is present in all measurements (for full datasets, see Movies S1–S3, Supporting Information). While the nature of the many-body excitations cannot be fully determined at the current stage, their concomitant appearance with the nodal superconducting gap suggests that they can potentially be associated with the pairing channel of the superconducting state. Further work should be carried out to establish its microscopic nature and exact connection with nodal state in TaS₂.

Another feature associated with the unconventional superconducting order is a pseudogap phase appearing in the vicinity of a superconducting dome.^[52] In our experiments, when superconductivity is quenched by an external magnetic field, a pseudogap appears at the Fermi level. This can be seen at higher magnetic fields in Figure 3b with the pseudogap getting wider with increasing field.

3. Conclusion

We have provided evidence for unconventional nodal superconductivity in ultra-clean monolayer 1H-TaS₂ by means of STM and STS measurements. In particular, we have demonstrated three genuine signatures of an unconventional superconducting state: a nodal V-shaped superconducting gap incompatible with a BCS gap, many-body excitations around the Fermi level potentially associated with the unconventional superconducting order, and the emergence of a pseudogap in the normal state with an applied magnetic field. In addition, introduction of disorder in 1H-TaS₂ gives rise to a conventional s-wave superconducting state, further supporting the unconventional nature of superconductivity in ultra-clean samples. Beyond the fundamental interest in unconventional monolayer superconductors, the vdW nature of this material implies that 1H-TaS₂ can be used as a building block to incorporate this new electronic order into artificial van der Waals heterostructures. Ultimately, the discovery of a monolayer unconventional superconductor opens up potential new strategies to realize a whole new family of exotic states relying on nodal superconductivity by stacking and twisting various vdW materials.

4. Experimental Section

Sample Preparation: TaS₂ was grown by MBE on HOPG under ultra-high vacuum conditions (base pressure $\approx 1 \times 10^{-10}$ mbar). HOPG crystal was cleaved and subsequently out-gassed at ≈ 800 °C. High-purity Ta and S were evaporated from an electron-beam evaporator and a Knudsen cell,^[53] respectively. Prior to growth, the flux of Ta was calibrated on a Au(111) at ≈ 1 monolayer per hour. The ratio of 1T to 1H-TaS₂ could be controlled via substrate temperature and the overall coverage.^[56] Before the growth, HOPG substrate temperature was stabilised at ≈ 500 °C, at which only the 1H phase grows. The sample was grown in a S pressure of $\approx 5 \times 10^{-8}$ mbar and the growth duration was 25 min.

STM Measurements: After the sample preparation, it was inserted into the low-temperature STM (Unisoku USM-1300) housed in the same UHV system and subsequent experiments were performed at $T = 350$ mK. STM images were taken in the constant-current mode. dI/dV spectra were recorded by standard lock-in detection while sweeping the sample bias in an open feedback loop configuration, with a peak-to-peak bias modulation specified for each measurement and at a frequency of 911 Hz. dI/dV spectra were recorded on extended monolayers to eliminate possible island size dependence from the measurements. The direction of the applied magnetic field was out of plane.

Supporting Information

Supporting Information is available from the Wiley Online Library or from the author.

Acknowledgements

V.V. and S.C.G. contributed equally to this work. This research made use of the Aalto Nanomicroscopy Center (Aalto NMC) facilities and was supported by the European Research Council (ERC-2017-AdG no. 788185 “Artificial Designer Materials”) and Academy of Finland (Academy professor funding nos. 318995 and 320555, Academy research fellow nos. 331342, 336243 and no. 338478 and 346654). L.Y. acknowledges support from the Jiangsu Specially-Appointed Professors Program, Suzhou Key Laboratory of Surface and Interface Intelligent Matter (Grant SZS2022011), Suzhou Key Laboratory of Functional Nano & Soft Materials, Collaborative Innovation Center of Suzhou Nano Science & Technology, and the 111 Project. The authors acknowledge the computational resources provided by the Aalto Science-IT project.

Conflict of Interest

The authors declare no conflict of interest.

Data Availability Statement

The data that support the findings of this study are available from the corresponding author upon reasonable request.

Keywords

monolayer transition metal dichalcogenide, nodal superconductivity, scanning tunneling microscopy (STM), scanning tunneling spectroscopy, unconventional superconductivity, van der Waals materials

Received: June 6, 2023

Revised: August 7, 2023

Published online:

- [1] G. R. Stewart, *Rev. Mod. Phys.* **2011**, *83*, 1589.
- [2] M. P. Allan, F. Massee, D. K. Morr, J. V. Dyke, A. W. Rost, A. P. Mackenzie, C. Petrovic, J. C. Davis, *Nat. Phys.* **2013**, *9*, 468.
- [3] B. B. Zhou, S. Misra, E. H. da Silva Neto, P. Aynajian, R. E. Baumbach, J. D. Thompson, E. D. Bauer, A. Yazdani, *Nat. Phys.* **2013**, *9*, 474.
- [4] S. Wirth, F. Steglich, *Nat. Rev. Mater.* **2016**, *1*, 16051.
- [5] G. R. Stewart, *Adv. Phys.* **2017**, *66*, 75.
- [6] L. Jiao, S. Howard, S. Ran, Z. Wang, J. O. Rodriguez, M. Sigrist, Z. Wang, N. P. Butch, V. Madhavan, *Nature* **2020**, *579*, 523.

- [7] E. Dagotto, *Rev. Mod. Phys.* **1994**, *66*, 763.
- [8] R. Joynt, L. Taillefer, *Rev. Mod. Phys.* **2002**, *74*, 235.
- [9] E. R. Schemm, W. J. Gannon, C. M. Wishne, W. P. Halperin, A. Kapitulnik, *Science* **2014**, *345*, 190.
- [10] K. E. Avers, W. J. Gannon, S. J. Kuhn, W. P. Halperin, J. A. Sauls, L. DeBeer-Schmitt, C. D. Dewhurst, J. Gavilano, G. Nagy, U. Gasser, M. R. Eskildsen, *Nat. Phys.* **2020**, *16*, 531.
- [11] S. Nadj-Perge, I. K. Drozdov, J. Li, H. Chen, S. Jeon, J. Seo, A. H. MacDonald, B. A. Bernevig, A. Yazdani, *Science* **2014**, *346*, 602.
- [12] S. Kezilebieke, M. N. Huda, V. Vaño, M. Aapro, S. C. Ganguli, O. J. Silveira, S. Głodzik, A. S. Foster, T. Ojanen, P. Liljeroth, *Nature* **2020**, *588*, 424.
- [13] F. R. Gamble, J. H. Osiecki, M. Cais, R. Pisharody, F. J. DiSalvo, T. H. Geballe, *Science* **1971**, *174*, 493.
- [14] R. F. Frindt, *Phys. Rev. Lett.* **1972**, *28*, 299.
- [15] X. Xi, Z. Wang, W. Zhao, J.-H. Park, K. T. Law, H. Berger, L. Forró, J. Shan, K. F. Mak, *Nat. Phys.* **2015**, *12*, 139.
- [16] E. Navarro-Moratalla, J. O. Island, S. Mañas-Valero, E. Pinilla-Cienfuegos, A. Castellanos-Gomez, J. Quereda, G. Rubio-Bollinger, L. Chiroli, J. A. Silva-Guillén, N. Agraït, G. A. Steele, F. Guinea, H. S. J. van der Zant, E. Coronado, *Nat. Commun.* **2016**, *7*, 11043.
- [17] S. C. de la Barrera, M. R. Sinko, D. P. Gopalan, N. Sivasdas, K. L. Seyler, K. Watanabe, T. Taniguchi, A. W. Tsun, X. Xu, D. Xiao, B. M. Hunt, *Nat. Commun.* **2018**, *9*, 1427.
- [18] Y. Cao, V. Fatemi, S. Fang, K. Watanabe, T. Taniguchi, E. Kaxiras, P. Jarillo-Herrero, *Nature* **2018**, *556*, 43.
- [19] C. Boix-Constant, S. Mañas-Valero, R. Córdoba, E. Coronado, *Adv. Electron. Mater.* **2021**, *7*, 2000987.
- [20] A. Ribak, R. M. Skiff, M. Mograbi, P. K. Rout, M. H. Fischer, J. Ruhman, K. Chashka, Y. Dagan, A. Kanigel, *Sci. Adv.* **2020**, *6*, eaax9480.
- [21] A. K. Nayak, A. Steinbok, Y. Roet, J. Koo, G. Margalit, I. Feldman, A. Almoalem, A. Kanigel, G. A. Fiete, B. Yan, Y. Oreg, N. Avraham, H. Beidenkopf, *Nat. Phys.* **2021**, *17*, 1413.
- [22] M. Oh, K. P. Nuckolls, D. Wong, R. L. Lee, X. Liu, K. Watanabe, T. Taniguchi, A. Yazdani, *Nature* **2021**, *600*, 240.
- [23] H. Kim, Y. Choi, C. Lewandowski, A. Thomson, Y. Zhang, R. Polski, K. Watanabe, T. Taniguchi, J. Alicea, S. Nadj-Perge, arXiv: 2109.12127, **2021**.
- [24] M. M. Ugeda, A. J. Bradley, Y. Zhang, S. Onishi, Y. Chen, W. Ruan, C. Ojeda-Aristizabal, H. Ryu, M. T. Edmonds, H.-Z. Tsai, A. Riss, S.-K. Mo, D. Lee, A. Zettl, Z. Hussain, Z.-X. Shen, M. F. Crommie, *Nat. Phys.* **2015**, *12*, 92.
- [25] F. Zheng, J. Feng, *Phys. Rev. B* **2019**, *99*, 161119(R).
- [26] E. Khestanova, J. Birkbeck, M. Zhu, Y. Cao, G. L. Yu, D. Ghazaryan, J. Yin, H. Berger, L. Forró, T. Taniguchi, K. Watanabe, R. V. Gorbachev, A. Mishchenko, A. K. Geim, I. V. Grigorieva, *Nano Lett.* **2018**, *18*, 2623.
- [27] J. A. Galvis, L. Chiroli, I. Guillamón, S. Vieira, E. Navarro-Moratalla, E. Coronado, H. Suderow, F. Guinea, *Phys. Rev. B* **2014**, *89*, 224512.
- [28] W. Wan, P. Dreher, D. Muñoz-Segovia, R. Harsh, H. Guo, A. J. Martínez-Galera, F. Guinea, F. de Juan, M. M. Ugeda, *Adv. Mater.* **2022**, *34*, 2206078.
- [29] S. C. Ganguli, V. Vaño, S. Kezilebieke, J. L. Lado, P. Liljeroth, *Nano Lett.* **2022**, *22*, 1845.
- [30] D. Wickramaratne, S. Khmelevskiy, D. F. Agterberg, I. I. Mazin, *Phys. Rev. X* **2020**, *10*, 041003.
- [31] M. Sigrist, K. Ueda, *Rev. Mod. Phys.* **1991**, *63*, 239.
- [32] B. W. Hoogenboom, C. Berthod, M. Peter, O. Fischer, A. A. Kordyuk, *Phys. Rev. B* **2003**, *67*, 224502.
- [33] A. P. Mackenzie, R. K. W. Haselwimmer, A. W. Tyler, G. G. Lonzarich, Y. Mori, S. Nishizaki, Y. Maeno, *Phys. Rev. Lett.* **1998**, *80*, 161.
- [34] A. V. Balatsky, I. Vekhter, J.-X. Zhu, *Rev. Mod. Phys.* **2006**, *78*, 373.
- [35] C. E. Sanders, M. Dendzik, A. S. Ngankeu, A. Eich, A. Bruix, M. Bianchi, J. A. Miwa, B. Hammer, A. A. Khajetoorians, P. Hofmann, *Phys. Rev. B* **2016**, *94*, 081404(R).
- [36] H. Lin, W. Huang, K. Zhao, C. Lian, W. Duan, X. Chen, S.-H. Ji, *Nano Res.* **2018**, *11*, 4722.
- [37] J. Hall, N. Ehlen, J. Berges, E. van Loon, C. van Efferen, C. Murray, M. Rösner, J. Li, B. V. Senkovskiy, M. Hell, M. Rolf, T. Heider, M. C. Asensio, J. Avila, L. Plucinski, T. Wehling, A. Grüneis, T. Michely, *ACS Nano* **2019**, *13*, 10210.
- [38] Y. Yang, S. Fang, V. Fatemi, J. Ruhman, E. Navarro-Moratalla, K. Watanabe, T. Taniguchi, E. Kaxiras, P. Jarillo-Herrero, *Phys. Rev. B* **2018**, *98*, 035203.
- [39] J. Peng, Z. Yu, J. Wu, Y. Zhou, Y. Guo, Z. Li, J. Zhao, C. Wu, Y. Xie, *ACS Nano* **2018**, *12*, 9461.
- [40] J. Bekaert, E. Khestanova, D. G. Hopkinson, J. Birkbeck, N. Clark, M. Zhu, D. A. Bandurin, R. Gorbachev, S. Fairclough, Y. Zou, M. Hamer, D. J. Terry, J. J. P. Peters, A. M. Sanchez, B. Partoens, S. J. Haigh, M. V. Milošević, I. V. Grigorieva, *Nano Lett.* **2020**, *20*, 3808.
- [41] I. Guillamón, H. Suderow, J. G. Rodrigo, S. Vieira, P. Rodière, L. Cario, E. Navarro-Moratalla, C. Martí-Gastaldo, E. Coronado, *New J. Phys.* **2011**, *13*, 103020.
- [42] K. Zhao, H. Lin, X. Xiao, W. Huang, W. Yao, M. Yan, Y. Xing, Q. Zhang, Z.-X. Li, S. Hoshino, J. Wang, S. Zhou, L. Gu, M. S. Bahrany, H. Yao, N. Nagaosa, Q.-K. Xue, K. T. Law, X. Chen, S.-H. Ji, *Nat. Phys.* **2019**, *15*, 904.
- [43] R. C. Dynes, V. Narayanamurti, J. P. Garno, *Phys. Rev. Lett.* **1978**, *41*, 1509.
- [44] F. Herman, R. Hlubina, *Phys. Rev. B* **2016**, *94*, 144508.
- [45] P. W. Anderson, *J. Phys. Chem. Sol.* **1959**, *11*, 26.
- [46] V. Grinenko, R. Sarkar, K. Kihou, C. H. Lee, I. Morozov, S. Aswartham, B. Büchner, P. Chekhonin, W. Skrotzki, K. Nenkov, R. Hühne, K. Nielsch, S. L. Drechsler, V. L. Vadimov, M. A. Silaev, P. A. Volkov, I. Eremin, H. Luetkens, H.-H. Klauss, *Nat. Phys.* **2020**, *16*, 789.
- [47] M. V. Feigel'man, L. B. Ioffe, V. E. Kravtsov, E. A. Yuzbashyan, *Phys. Rev. Lett.* **2007**, *98*, 027001.
- [48] Y. Maeno, T. Ando, Y. Mori, E. Ohmichi, S. Ikeda, S. NishiZaki, S. Nakatsuji, *Phys. Rev. Lett.* **1998**, *81*, 3765.
- [49] H. Kaneyasu, N. Hayashi, B. Gut, K. Makoshi, M. Sigrist, *J. Phys. Soc. Jpn.* **2010**, *79*, 104705.
- [50] N. F. Hinsche, K. S. Thygesen, *2D Mater.* **2017**, *5*, 015009.
- [51] K. Wijayarathne, J. Zhao, C. Malliakas, D. Y. Chung, M. G. Kanatzidis, U. Chatterjee, *J. Mater. Chem. C* **2017**, *5*, 11310.
- [52] T. Timusk, B. Statt, *Rep. Prog. Phys.* **1999**, *62*, 61.
- [53] J. Hall, B. Pielic, C. Murray, W. Jolie, T. Wekking, C. Busse, M. Kralj, T. Michely, *2D Mater.* **2018**, *5*, 025005.